

20

CELEBRATING 20 YEARS OF PURPOSE

1994 - 2014



2014 Annual Report

20

CELEBRATING

TWENTY YEARS

Our Purpose

It's all about helping people.

Our Mission

We provide exceptional care and unparalleled service to patients and families who have placed their trust in us.

Our Vision

We will improve the quality of life in the United States by transforming the delivery of healthcare services.



TO OUR VALUED
STAKEHOLDERS

In 2014, the U.S. healthcare system faced many daunting challenges – the Affordable Care Act, Medicare and Medicaid reforms and changes in reimbursement rules and procedures, to name a few. But confronting difficult challenges is nothing new to our family at LHC Group, and today I am as confident as ever in our ability to adapt, overcome, thrive and lead in the midst of change.

Twenty years ago – around a kitchen table in rural Louisiana – a small group of concerned citizens sat and discussed their worry over the welfare of a small group of sick, elderly and homebound people in their community.

They were not a statistic; they were friends, neighbors and mentors we had known all of our lives. They faced the real possibility of having to leave their homes and accept premature placement in long-term care facilities due to the lack of home care services in our rural community. We decided we couldn't let that happen. We treasured the elderly people of our community. We believed they deserved the opportunity to age in place in the comfort and privacy of their own homes – if that's what they desired.

This need led us to lay the foundations of what would eventually become LHC Group – a company committed to meeting the home health needs of people in our community.

Since that time, we have successfully navigated the challenges of moving from a local to a regional to a national company. In 2014, LHC Group was a NASDAQ-listed, publicly traded company that provided health care to more than 100,000 patients in 30 states. The journey has been one I and my fellow founders could not have envisioned when we started so long ago. Anyone who's had the courage to start a business knows – those first few years are all about keeping the lights on.

But no matter how far we've come – and with all the growth the company has achieved – we are still driven by the original purpose and the values present at our founding. The principles that directed us in the beginning still guide us today – people, service, quality, finance, growth and ethics. These foundational tenants are our “Pillars of Excellence.”



Keith G. Myers
Chairman and Chief Executive Officer



PEOPLE: Our workforce is the key to our success. Employee engagement leads to employee satisfaction – which, in turn, leads to greater patient satisfaction and overall organizational success.

In 2014, we set a strategic goal to attract the best and brightest employees to our company. We're genuinely happy when a professional chooses to share his or her talents with us, and we want to do all we can to make it a long and successful relationship.


To that end, we launched a new talent acquisition program

and online career portal focused on recruiting and retaining the healthcare industry's finest professionals. We also introduced a robust onboarding program, designed to welcome new employees into our organization by providing them ready access to the initiation, training and support they need. This innovative new system helps new hires adjust to the social and performance aspects of their jobs so they can quickly become productive, contributing members of the organization.

At LHC Group, we aren't like a lot of traditional "top-down" companies. We value and promote a concept called "Servant Leadership." Simply put, that means we expect our company's leaders to not just issue orders, but to lead by example, put others first and make it part of their job to see that their team members flourish and exceed our patients' expectations every day. We expect each employee to perform consistently at his or her best level – and I speak for the entire leadership team when I say that our employees should demand nothing less from us.

Finally, we continue to empower employees to assist each other and our communities in times of need through The Purpose

Employees



as of 12/31

Timeline

FOUNDED IN
1994

LHC Group began operations as a single, freestanding home health agency serving the people of St. Landry Parish in Louisiana.

OUR FIRST PARTNERSHIP
1998

LHC Group entered into our first joint venture partnership with Opelousas General Health System. We remain partners today – one of more than 60 LHC Group hospital partnerships around the country.

Fund and The Hospice Promise Foundation – two non-profit organizations affiliated with our company.

In 2014, The Hospice Promise Foundation celebrated its one-year anniversary of providing assistance to hospice patients and families struggling with essential non-hospice related expenses. Both organizations are a great source of pride for our LHC Group family.

SERVICE: LHC Group is, first and foremost, a company dedicated to service.

In beginning this letter, I referenced our humble beginnings as a single agency in rural Louisiana. I found myself recalling the foundations for our philosophy of service – a foundation laid with those first few patients. Our service to patients is centered on the quality of health care we provide and our compassion in delivering it.


We make it a priority to solicit feedback from our patients with patient satisfaction surveys, and we require two post-discharge follow-up calls with each patient to ensure their needs have been met.

We also believe we have an obligation to serve as responsible corporate citizens in each of the local communities where we provide care. Around the nation, we partner with and provide financial support for organizations and causes committed to community health and wellness. In 2014, we provided support for the American Heart Association, United Way, Boys and Girls Clubs and Susan G. Komen, to name a few.

Health care is local – and in 2014 we adjusted our focus to be more entrepreneurial in our local markets. We began by

Net Service Revenue

(in millions)



as of 12/31

shifting our historical approach to the marketing strategy of our local brands. By moving from a top-down, command and control culture to a decentralized hybrid model, we tapped in to both the global marketing communications expertise of our Home Office team and the entrepreneurial spirit and acumen of our local market development leaders.

This new strategy empowers local market development teams to take ownership of their agency's unique value proposition, leverages local brand equity and enables us to quickly adapt to changing market needs. Though it is indeed a new strategy, we coined it "A Return to Our Roots" in that it embodies the very essence of the entrepreneurial mindset that has fueled our company from the beginning.

Our goal is to find the "sweet spot" that best positions us to leverage the advantages of size and scale, while maintaining a decision-making model that empowers people at every level of the organization to make decisions and be immediately responsive to the needs of those we serve.

EXPANDING OUR SERVICES

2002

In 2002, LHC Group expanded into a new state when we began serving Mississippi.

NASDAQ LISTING

2005

LHC Group goes public in 2005 – under the NASDAQ symbol LHCG.




At LHC Group, patient outcomes are the final determination of how well we are performing our clinical duties. In the end, true quality is based on how well we perform for patients.

As we move forward, facing an uncertain regulatory future, our challenge will be to find new and innovative ways to maintain that same level of service for an increasing number of patients. I can assure you – we are ready to meet that challenge.

Average Daily Census

(all service lines)



as of 12/31

QUALITY: In 2014, 124 LHC Group home health locations were ranked on the “HomeCare Elite” list. To put that in further perspective: Nationally, only 25 percent of locations achieve HomeCare Elite status, while 44 percent of LHC Group’s home health locations earned this distinction in 2014.

And currently, 100 percent of LHC Group’s locations have either earned Joint Commission accreditation or are in the process of completing accreditation.

We have a proven record of successfully working with our hospital partners to reduce avoidable readmissions – with impressive results. We have consistently helped our partners achieve lower readmission rates than the national average and emerged as the premier post-acute care partner for hospitals and health systems around the country.

In our home health division, over half of LHC Group’s providers achieved acute-care rehospitalization rates below

GROWING INTO THE BLUEGRASS STATE

2006

In 2006, we significantly expanded our operations, acquiring Lifeline Home Health Care in Kentucky.

CELEBRATING OUR 50TH PARTNERSHIP

2009

In 2009, we celebrated our 50th joint venture partnership when we entered a relationship with Coosa Valley Medical Center in Sylacauga, Ala.

the national average of 16 percent in 2014. In addition, we have completed the transition of our field clinicians away from paper-based systems to hand-held tablet technology. In patients' homes, point-of-care devices enable clinicians and staff to operate more efficiently than ever, simultaneously reducing overhead and improving patient outcomes.

LHC Group's hospice division met or exceeded Deyta's national benchmark standards on four out of five key indicators of patient satisfaction in 2014. Hospice also exceeded the national benchmark on all seven "Hospice Item Set" quality measures – a new set of standards required by the Centers for Medicare and Medicaid Services in 2014.

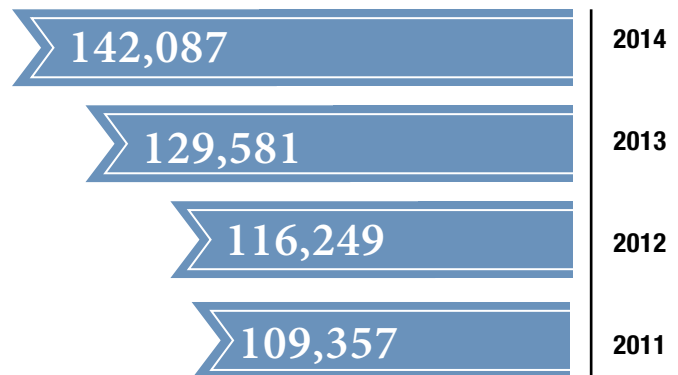
According to the latest published benchmarking data (2012) from the National Healthcare Safety Network, LHC Group's LTAC facilities achieved significantly better infection prevention rates compared to similar facilities around the nation.

Our community-based services division was able to cover over 95 percent of its requested service hours in 2014. The division also achieved a 97 percent overall satisfaction rating on internal customer service surveys in 2014, as well as 100 percent compliance in responding to referrals within a 24-hour period.

At LHC Group, patient outcomes are the final determination of how well we are performing our clinical duties. In the end, true quality is based on how well we perform for patients.

FINANCE: At LHC Group, we finance our mission through responsible management and stewardship. Profitable financial resources are necessary for us to achieve our mission and meet our fiduciary responsibility to our shareholders. We manage and

Admissions



as of 12/31

deploy our financial resources with purpose, efficiency and discipline.

Since our company's founding, we have consistently demonstrated our ability to both achieve short-term financial success and deliver long-term value. We will never focus on short-term return at the expense of long-term viability. Rather, through the appropriate management of risk and the continuous evaluation of strategic opportunities, we create value for our shareholders while positioning our company for the future.

A few things I would like to highlight:

- LHC Group's balance sheet contains little debt. Our current leverage ratio is 1.1x compared to the average leverage ratio of the S&P 500 companies at 3.26x.
- On Dec. 31, 2014, return on investment for LHC Group was 11.9 percent compared to an average of 7.65 percent for S&P 500 companies.
- On Dec. 31, 2014, return on asset for LHC Group was 5 percent compared to the average of 3.8 percent for S&P 500 companies.

SERVING 19 STATES

2010

LHC Group expanded our business into Idaho with the acquisition of Idaho Home Health and Hospice. We now serve 19 states.

JOINT COMMISSION ACCREDITATION

2011

By the end of 2011, more than 90 percent of our locations had achieved Joint Commission accreditation.

GROWTH: This is a challenging time for health care in America. With the implementation of the Affordable Care Act, our industry is in the midst of significant change.

At the end of 2014, LHC Group stood at 340 locations across 30 states. Over the past 10 years, we've had some years that were not as good as others, yet we still completed an average of 10 acquisitions each year, adding 27 new locations per year and growing overall revenue at greater than 18 percent per year, after reimbursement cuts.

Over the next three to five years, our plan is to significantly increase the pace to achieve unprecedented growth for our company.

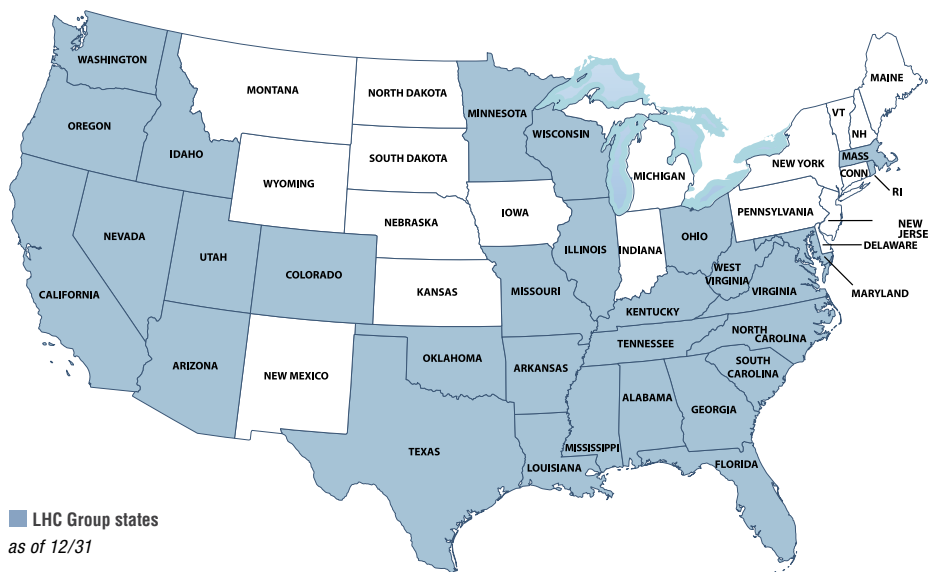
We recognize that accelerated volume growth in our core business lines – organically, through a more aggressive and accelerated approach to acquisitions, and through the development of new joint ventures – is the key to our continued long-term success. Never before has our organization been so well-prepared and conditions so favorable for us to significantly increase our growth rate.

We are fortunate that our size, scale and experience plays to our advantage in being able to mitigate challenges and external risk better than most – challenges such as reimbursement changes, regulatory changes and changes in healthcare laws.

We are blessed to have an incredibly wise and experienced board of directors and a founding mission that give us the strength and confidence to stay the course and do what's best for our organization and our stakeholders long-term – even during challenging times.

A major theme for our LHC Group family in 2014, and for the next several years, is growth. We've studied the markets across the country, developed “heat maps” that identify the best markets for our tri-level of care strategy – home health, hospice and community-based services – and identified specific joint venture and freestanding opportunity targets that we are pursuing as part of our growth strategy execution.

Over the past 20 years, LHC Group has done more than simply grow as a company. We've been building something – a model



THE LARGEST ACQUISITION IN COMPANY HISTORY

FEBRUARY

2014

LHC Group signed an agreement with BioScrip, Inc. to purchase two of its operating subsidiaries, Deaconess HomeCare and Elk Valley Health Services – the largest acquisition in the company's 20-year history. The transaction adds 33 locations in five states – Mississippi, Tennessee, Kentucky, Illinois and Nebraska.

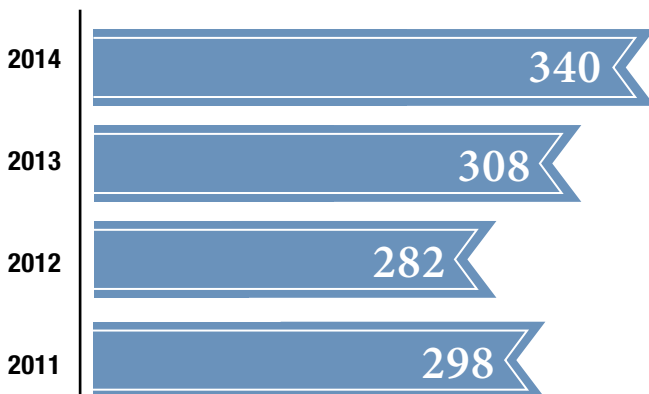
Success is measured not only in what we accomplish but also in how we accomplish it.

for success based on our accumulated knowledge and shared experience. While other healthcare organizations might be hesitant or even fearful during this period, we feel it is our time to shine.

We are ready to build on our foundation, continue our model for success and serve new patients, families and communities across the country. Even as we grow, we continue to be guided by our founding purpose: it's all about helping people.

ETHICS: When it comes to ethics, integrity, professionalism and compliance, LHC Group is determined to lead our industry with a firm commitment to the highest standards. Our comprehensive compliance and ethics program is recognized as a model for home health care nationwide.

Locations



as of 12/31

Each year, we invest heavily in our compliance program efforts. All LHC Group employees complete intensive annual compliance training, and all new employees are required to undergo detailed compliance training within the first 60 days of their start date.

At each of our agencies around the country, we conduct rigorous auditing and monitoring on a regular and ongoing basis. And our “Integrity Line” compliance hotline allows and encourages every employee to report compliance concerns in a confidential manner.

Every member of our organization is aware that we value integrity over prosperity. Success is measured not only in what we accomplish but also in how we accomplish it.

We are working to change the face of the healthcare industry in America. We plan to be part of the solution – not the problem. Our time has come – and it couldn’t have come at a better time. Working together, we’ve achieved 20 successful years at LHC Group. I firmly and sincerely believe our best years are ahead.

Sincerely,

Keith G. Myers
Chairman and Chief Executive Officer

CELEBRATING OUR 20TH YEAR IN BUSINESS

2014

LHC Group kicked off a year-long celebration with a ribbon cutting ceremony introducing its new flagship agency in the company’s birthplace of Opelousas, La. – home to St. Landry HomeCare and Louisiana Hospice and Palliative Care.

LHC GROUP GROWS AGAIN

2014

Life Care Home Health joined the LHC Group family – expanding our geographical footprint to 340 locations across 30 states.

FINANCIAL HIGHLIGHTS

Year Ended December 31

(in thousands, except share and per share data)

| | 2014 | 2013 |
|---|-------------------|------------|
| Net service revenue | \$733,632 | \$658,283 |
| Cost of service revenue | 434,775 | 383,464 |
| Gross margin | 298,857 | 274,819 |
| Provision for bad debts | 15,780 | 13,929 |
| General and administrative expenses | 233,945 | 213,633 |
| Impairment of intangibles and other | 3,646 | 520 |
| Operating income | 45,486 | 46,737 |
| Interest expense | (2,486) | (1,995) |
| Non-operating income | 265 | 263 |
| Income from continuing operations before income taxes and noncontrolling interest | 43,265 | 45,005 |
| Income tax expense | 14,513 | 15,859 |
| Income from continuing operations | 28,752 | 29,146 |
| Less net income attributable to noncontrolling interests | 6,915 | 6,804 |
| Net income attributable to LHC Group, Inc.'s common stockholders | \$21,837 | \$22,342 |
| Earnings per share – basic: | | |
| Net income attributable to LHC Group, Inc.'s common stockholders | \$1.27 | \$1.31 |
| Earnings per share – diluted: | | |
| Net income attributable to LHC Group, Inc.'s common stockholders | \$1.26 | \$1.30 |
| Weighted average shares outstanding: | | |
| Basic | 17,229,026 | 17,049,794 |
| Diluted | 17,315,333 | 17,132,751 |

20

CELEBRATING 20 YEARS OF PURPOSE

1994 - 2014



2014 Form 10-K

UNITED STATES SECURITIES AND EXCHANGE COMMISSION

Washington, D.C. 20549

Form 10-K

ANNUAL REPORT PURSUANT TO SECTION 13 OR 15(d) OF THE SECURITIES EXCHANGE ACT OF 1934
For the fiscal year ended December 31, 2014

or

TRANSITION REPORT PURSUANT TO SECTION 13 OR 15(d) OF THE SECURITIES EXCHANGE ACT OF 1934
For the transition period from _____ to _____

Commission file number: 001-33989

LHC GROUP, INC.

(Exact name of registrant as specified in its charter)

Delaware

(State or other jurisdiction of incorporation or organization)

71-0918189

(I.R.S. Employer Identification No.)

420 West Pinhook Rd, Suite A

Lafayette, Louisiana 70503

(Address of principal executive offices, including zip code)

(337) 233-1307

(Registrant's telephone number, including area code)

Securities registered pursuant to Section 12(b) of the Exchange Act:

Common Stock, par value \$0.01 per share

(Title of each class)

NASDAQ Global Select Market

(Name of each exchange on which registered)

Securities registered pursuant to Section 12(g) of the Exchange Act:

None

Indicate by check mark if the registrant is a well-known seasoned issuer, as defined in Rule 405 of the Securities Act. Yes No

Indicate by check mark if the registrant is not required to file reports pursuant to Section 13 or Section 15(d) of the Act. Yes No

Indicate by check mark whether the registrant (1) has filed all reports required to be filed by Section 13 or 15(d) of the Securities Exchange Act of 1934 during the preceding 12 months (or for such shorter period that the registrant was required to file such reports), and (2) has been subject to such filing requirements for the past 90 days. Yes No

Indicate by check mark whether the registrant has submitted electronically and posted on its corporate website, if any, every Interactive Data File required to be submitted and posted pursuant to Rule 405 of Regulation S-T during the preceding 12 months (or for such shorter period that the registrant was required to submit and post such files). Yes No

Indicate by check mark if disclosure of delinquent filers pursuant to Item 405 of Regulation S-K (117 CFR 229.405) is not contained herein, and will not be contained, to the best of registrant's knowledge, in definitive proxy or information statements incorporated by reference in Part III of this Form 10-K or any amendment to this Form 10-K.

Indicate by check mark whether the registrant is a large accelerated filer, an accelerated filer, a non-accelerated filer, or a smaller reporting company. See the definitions of "large accelerated filer," "accelerated filer" and "smaller reporting company" in Rule 12b-2 of the Exchange Act.

Large accelerated filer

Accelerated filer

Non-accelerated filer

Smaller reporting company

Indicate by check mark whether the registrant is a shell company (as defined in Rule 12b-2 of the Act). Yes No

As of June 30, 2014, the aggregate market value of the registrant's common stock held by non-affiliates of the registrant was \$327.9 million based on the closing sale price as reported on the NASDAQ Global Select Market. For purposes of this determination shares beneficially owned by officers, directors and ten percent stockholders have been excluded, which does not constitute a determination that such persons are affiliates.

There were 17,804,620 shares of common stock, \$0.01 par value, issued and outstanding as of March 4, 2015.

DOCUMENTS INCORPORATED BY REFERENCE

Portions of the Registrant's Annual Report to stockholders for the fiscal year ended December 31, 2014 are incorporated by reference in Part II of this Annual Report on Form 10-K. Portions of the Registrant's Proxy Statement for its 2015 Annual Meeting of Stockholders are incorporated by reference in Part III of this Annual Report on Form 10-K.

LHC GROUP, INC.

Table of Contents

PART I.

| | |
|--|----|
| Cautionary Statement Regarding Forward-Looking Statements | 3 |
| Item 1. Business | 4 |
| Item 1A. Risk Factors | 21 |
| Item 1B. Unresolved Staff Comments | 32 |
| Item 2. Properties | 33 |
| Item 3. Legal Proceedings | 34 |
| Item 4. Mine Safety Disclosures | 34 |

PART II.

| | |
|---|----|
| Item 5. Market for Registrant's Common Equity, Related Stockholder Matters and Issuer Purchases of Equity Securities | 35 |
| Item 6. Selected Financial Data | 36 |
| Item 7. Management's Discussion and Analysis of Financial Condition and Results of Operations | 37 |
| Item 7A. Quantitative and Qualitative Disclosures About Market Risk | 55 |
| Item 8. Financial Statements and Supplementary Data | 55 |
| Item 9. Changes In and Disagreements with Accountants on Accounting and Financial Disclosure | 55 |
| Item 9A. Disclosure Controls and Procedures | 56 |

PART III.

| | |
|--|----|
| Item 10. Directors, Executive Officers and Corporate Governance | 58 |
| Item 11. Executive Compensation | 58 |
| Item 12. Security Ownership of Certain Beneficial Owners and Management and Related Stockholder Matters | 58 |
| Item 13. Certain Relationships and Related Transactions, and Director Independence | 59 |
| Item 14. Principal Accounting Fees and Services | 59 |

PART IV.

| | |
|---|----|
| Item 15. Exhibits, and Financial Statement Schedules | 60 |
| Signatures | |
| Exhibit Index | |

PART I

Cautionary Statement Regarding Forward-Looking Statements

This Annual Report on Form 10-K and the information incorporated by reference herein contain certain statements and information that may constitute “forward-looking statements” within the meaning of Section 27A of the Securities Act of 1933 and Section 21E of the Securities Exchange Act of 1934 (the “Exchange Act”). Forward-looking statements relate to future plans and strategies, anticipated events or trends, future financial performance and expectations and beliefs concerning matters that are not historical facts or that necessarily depend upon future events. The words “may,” “should,” “could,” “would,” “expect,” “plan,” “anticipate,” “believe,” “foresee,” “estimate,” “predict,” “potential,” “intend” and similar expressions are intended to identify forward-looking statements. Specifically, this Annual Report on Form 10-K contains, among others, forward-looking statements about:

- our expectations regarding financial condition or results of operations for periods after December 31, 2014;
- our critical accounting policies;
- our business strategies and our ability to grow our business;
- our participation in the Medicare and Medicaid programs;
- the reimbursement levels of Medicare and other third-party payors;
- the prompt receipt of payments from Medicare and other third-party payors;
- our future sources of and needs for liquidity and capital resources;
- the effect of any changes in market rates on our operating and cash flows;
- our ability to obtain financing;
- our ability to make payments as they become due;
- the outcomes of various routine and non-routine governmental reviews, audits and investigations;
- our expansion strategy, the successful integration of recent acquisitions and, if necessary, the ability to relocate or restructure our current facilities;
- the value of our proprietary technology;
- the impact of legal proceedings;
- our insurance coverage;
- the costs of medical supplies;
- our competitors and our competitive advantages;
- our ability to attract and retain valuable employees;
- the price of our stock;
- our compliance with environmental, health and safety laws and regulations;
- our compliance with health care laws and regulations;
- our compliance with Securities and Exchange Commission laws and regulations and Sarbanes-Oxley requirements;
- the impact of federal and state government regulation on our business; and
- the impact of changes in or future interpretations of fraud, anti-kickback or other laws.

The forward-looking statements included in this report reflect our current views and assumptions only as of the date this report is filed with the Securities and Exchange Commission. Except as required by law, we assume no responsibility and do not intend to release updates or revisions to forward-looking statements after the date they are made, whether as a result of new information, future events or otherwise. The occurrence of any of the events described in Part I, Item 1A. Risk Factors in this Annual Report on Form 10-K or incorporated by reference into this Annual Report on Form 10-K, and other events that we have not predicted or assessed, could have a material adverse effect on our earnings, financial condition and business, and any such forward-looking statements should not be relied on as a prediction of future events.

We qualify all of our forward-looking statements by this cautionary statement. In addition, with respect to all of our forward-looking statements, we claim the protection of the safe harbor for forward-looking statements contained in the Private Securities Litigation Reform Act of 1995.

You should read this Annual Report on Form 10-K, the information incorporated by reference into this Annual Report on Form 10-K and the documents filed as exhibits to this Annual Report on Form 10-K completely and with the understanding that our actual future results or achievements may differ materially from what we expect or anticipate.

Unless otherwise indicated, “LHC Group,” “we,” “us,” “our” and “the Company” refer to LHC Group, Inc. and its consolidated subsidiaries.

Item 1. Business.**Overview**

We provide post-acute health care services to patients through our home nursing agencies, community-based services agencies, hospice agencies and long-term acute care hospitals (“LTACHs”). As of December 31, 2014, through our wholly- and majority-owned subsidiaries, equity joint ventures and controlled affiliates, we operated in 340 service providers in 30 states within the continental United States. We operate in three segments: home-based services, hospice services and facility-based services.

We provide home-based post-acute health care services through our home nursing and community-based agencies. Our home-based service locations offer a wide range of services, including skilled nursing, community-based nursing and companion services, non-skilled community-based services (“CBS”), medically-oriented social services and physical, occupational and speech therapy. The nurses, home health aides and therapists in our home-based agencies work closely with patients and their families to design and implement individualized treatment plans in accordance with a physician-prescribed plan of care. As of December 31, 2014, we owned and/or operated 292 home-based service locations, with 275 home nursing agency locations, one specialty agency and 13 community-based services agencies, and we managed the operations of three home nursing agencies in which we do not have an ownership interest. Of our 292 home-based service locations, 176 are wholly-owned by us, 109 are majority-owned by us through equity joint ventures, four are under license lease arrangements and the operations of the remaining three locations are managed by us.

Our hospices provide end-of-life care to patients with terminal illnesses through interdisciplinary teams of physicians, nurses, home health aides, counselors and volunteers. We offer a wide range of services, including pain and symptom management, emotional and spiritual support, inpatient and respite care, homemaker services, and counseling. As of December 31, 2014, we operated 38 hospice locations, of which 25 are wholly-owned by us, 11 are majority-owned by us through equity joint ventures and two are under license lease arrangements.

Our LTACH locations provide services primarily to patients with complex medical conditions who have transitioned out of a hospital intensive care unit but whose conditions remain too severe for treatment in a non-acute setting. As of December 31, 2014, our LTACHs had 223 licensed beds. We own and operate six LTACHs with eight locations, of which all but one are located within host hospitals. We also own and operate a pharmacy and a family health center. Of these 10 facility-based services locations, five are wholly-owned by us and five are majority-owned by us through equity joint ventures.

Our net service revenue by segment for the years ended December 31, 2014, 2013 and 2012 was as follows (amounts in thousands):

| Year Ended December 31, | 2014 | 2013 | 2012 |
|---|------------------|------------------|------------------|
| Home-Based Services | \$592,664 | \$526,719 | \$513,244 |
| Hospice Services | 67,621 | 56,172 | 50,497 |
| Facility-Based Services | 73,347 | 75,392 | 73,828 |
| Consolidated Net Service Revenue | \$733,632 | \$658,283 | \$637,569 |

Our founders began operations in September 1994 as St. Landry Home Health, Inc. in Palmetto, Louisiana. After several years of expansion, our founders reorganized their business and began operating as Louisiana Healthcare Group, Inc. in June 2000. In March 2001, Louisiana Healthcare Group, Inc. reorganized and became a wholly owned subsidiary of The Healthcare Group, Inc., a Louisiana business corporation. In December 2002, The Healthcare Group, Inc. merged into LHC Group, LLC, a Louisiana limited liability company, with LHC Group, LLC being the surviving entity. In January 2005, LHC Group, LLC established a wholly owned Delaware subsidiary, LHC Group, Inc. and on February 9, 2005, LHC Group, LLC merged into LHC Group, Inc., a Delaware corporation with LHC Group, Inc. being the surviving entity. Our principal executive offices are located at 420 West Pinhook Road, Suite A, Lafayette, Louisiana, 70503. Our telephone number is (337) 233-1307. Our website is www.lhcgroupp.com. Information contained on our website is not part of or incorporated by reference into this Annual Report on Form 10-K.

Business Strategy

Our objective is to become the leading provider of home health, community-based, and hospice services in the United States. To achieve this objective, we intend to:

Drive internal growth in existing markets. We intend to drive internal growth in our current markets by increasing the number of health care providers from whom we receive referrals and by expanding the breadth of our services in each market. We intend to achieve this growth by: (1) continuing to educate health care providers about the benefits of our services, (2) reinforcing the position of our agencies and facilities as community assets, (3) maintaining our emphasis on high-quality medical care for our patients, (4) identifying related products and services needed by our patients and their communities, and (5) providing a superior work environment for our employees.

Achieve margin improvement through the active management of costs. The majority of our net service revenue is generated under the Medicare prospective payment systems (“PPS”) through which we are paid pre-determined rates based upon the clinical condition and severity of the patients in our care. Because our profitability in a fixed payment system depends upon our ability to manage the costs of providing care, we continue to pursue initiatives to improve our margins and net income.

Expand into new markets. We intend to continue expanding into new markets by utilizing our point of care technology, developing de novo locations and by acquiring existing Medicare and/or Medicaid-certified agencies in attractive markets throughout the United States. We will also continue our unique strategy of partnering with hospitals and health systems, as these ventures provide significant return on investment. We also plan to acquire larger freestanding agencies that can serve as growth platforms in markets we do not currently serve in order to support our growth into new markets.

Pursue strategic acquisitions and develop joint ventures. We will continue to identify and evaluate opportunities for strategic acquisitions in new and existing markets that will enhance our market position, increase our referral base and expand the breadth of services we offer. We endeavor to joint venture with hospitals to provide post-acute services, such as home health, community-based services, hospice and LTACHs.

Services

We provide post-acute care services in the United States by providing quality cost-effective health care services to patients within the comfort and privacy of their home, place of residence or long-term acute care hospital facility. Our services can be broadly classified into three principal categories: (1) home-based services offered through our home nursing and community-based services agencies, (2) hospice services, and (3) facility-based services offered through our LTACHs.

Home-Based Services

Our registered nurses and licensed practical nurses provide a variety of medically necessary services to homebound patients who are suffering from acute or chronic illness, recovering from injury or surgery, or who otherwise require caring, teaching or monitoring. These services include, but are not limited to:

- wound care and dressing changes;
- cardiac rehabilitation;
- infusion therapy;
- pain management;
- pharmaceutical administration;
- skilled observation and assessment; and
- patient education.

We have also designed proprietary guidelines to treat chronic diseases and conditions, including diabetes, hypertension, arthritis, Alzheimer’s disease, low vision, spinal stenosis, Parkinson’s disease, osteoporosis, complex wound care and chronic pain. Our home health aides provide assistance with daily living activities such as light housekeeping, simple meal preparation, medication management, bathing and walking. Through our medical social workers, we counsel patients and their families with regard to financial, personal and social concerns that arise from a patient’s health-related problems. We provide skilled nursing, ventilator and tracheotomy services, extended care specialties, medication administration and management, and patient and family assistance and education. We also provide management services to third-party home nursing agencies, often as an interim solution until proper state and regulatory approvals for an acquisition can be obtained.

LHC GROUP

Our physical, occupational and speech therapists provide therapy services to patients in their home. Our therapists coordinate multi-disciplinary treatment plans with physicians, nurses and social workers to restore basic mobility skills such as getting out of bed and walking safely with crutches or a walker. As part of the treatment and rehabilitation process, a therapist will stretch and strengthen muscles, test balance and coordination abilities and teach home exercise programs. Our therapists assist patients and their families with improving and maintaining a patient's ability to perform functional activities of daily living, such as the ability to dress, cook, clean and manage other activities safely in the home environment. Our speech and language therapists provide corrective and rehabilitative treatment to patients who suffer from physical or cognitive deficits or disorders that create difficulty with verbal communication or swallowing.

All of our home nursing agencies offer 24-hour personal emergency response and support services through Philips Lifeline ("Lifeline") for qualified patients who require intensive medical monitoring, but want to maintain an independent lifestyle. These services consist principally of a communicator that connects to the telephone line in the patient's home and a personal help button that is worn or carried by the individual patient that, when activated, initiates a telephone call from the patient's communicator to Lifeline's central monitoring facilities. Lifeline's trained personnel identify the nature and extent of the patient's particular need and notify the patient's family members, neighbors and/or emergency personnel, as needed.

We believe our use of the Lifeline system increases patient satisfaction and loyalty by providing our patients a point of contact between scheduled nursing visits. As a result, we believe that we provide a more complete regimen of care management than our competitors in the markets in which we operate by offering this service to qualified patients as part of their home health plan of care.

Hospice Services

Our Medicare-certified hospice operations provide a full range of hospice services designed to meet the individual physical, spiritual and psychosocial needs of terminally ill patients and their families. Our hospice services are primarily provided in a patient's home, but can also be provided in a nursing home, assisted living facility or hospital. The key services provided through our hospice agencies include pain and symptom management accompanied by palliative medication, emotional and spiritual support, inpatient and respite care, homemaker services, dietary counseling, and family bereavement counseling and social worker visits for up to 13 months after a patient's death.

Facility-Based Services

Long-term Acute Care Hospitals. Our LTACHs treat patients with severe medical conditions who require a high-level of care and frequent monitoring by physicians and other clinical personnel. Patients who receive our services in an LTACH have been diagnosed as being too medically unstable for treatment in a non-acute setting. For example, our LTACHs typically serve patients suffering from respiratory failure, neuromuscular disorders, cardiac disorders, non-healing wounds, renal disorders, cancer, head and neck injuries and mental disorders. We also treat patients diagnosed with musculoskeletal impairments that restrict their ability to perform normal activities of daily living.

Other. As part of our facility-based services, we operate an institutional pharmacy, which focuses on providing a full array of services to our LTACHs, and we operate a family health center.

Operations

Financial information relating to the home-based, hospice, and facility-based operating segments of our business, including their contributions to our net service revenue, operating income and total assets for each of the twelve months ended December 31, 2014, 2013 and 2012, respectively, is found in Note 11 to the Consolidated Financial Statements included in this Annual Report on Form 10-K.

Our home-based agencies are operated in one segment that is separated into four geographical regions and further separated into individual operating areas. Our hospice agencies are operated in one segment within one geographic region. Each of our home-based agencies is staffed with experienced clinical home health and administrative professionals who provide a wide range of patient care services. Each of our home-based agencies and hospice agencies are licensed and certified by the state and federal governments. As of December 31, 2014, 224 of our 292 home-based service locations and 31 of our 38 hospice service locations were accredited by the Joint Commission, a nationwide commission that establishes standards relating to the facilities, administration, quality of patient care and operation of medical staffs of hospitals. Those not yet accredited are working towards achieving this accreditation, a process which can take up to six months. As we acquire companies, we apply for accreditation 12 to 18 months after completing the acquisition.

Our facility-based service locations are operated in one segment within one geographic region. Our facility-based services follow a clinical approach under which each patient is discussed in weekly, multidisciplinary team meetings. In these meetings, patient progress is assessed and compared to goals and future goals are set. We believe that this model results in higher quality care and more predictable discharge patterns and avoids unnecessary delays.

Our home-based service locations use our Service Value Point system, a proprietary clinical resource allocation model and cost management system. The system is a quantitative tool that assigns a target level of resource units to a group of patients based upon their initial assessment and estimated skilled nursing and therapy needs. The Service Value Point system allows the Director of Nursing or Branch Manager to allocate adequate resources throughout the group of patients assigned to his or her care, rather than focusing on the profitability of an individual patient.

Patient care is coordinated on-site at the agency level of each home-based service and hospice service location. All coding, medical records, case management, utilization review and medical staff credentialing are provided on-site at the hospital level of each facility-based service location. Centralized functions such as payroll, accounting, financial reporting, billing, collections, regulatory and legal compliance, risk management, pharmacy, information technology and general clinical oversight accomplished by periodic on-site surveys are provided from our executive offices.

Joint Ventures

As of December 31, 2014, we had 66 equity joint ventures including 58 with hospitals, five with physicians, and three with other parties. We also operated three agency license leasing agreements.

Equity Joint Ventures

Our equity joint ventures are generally structured as limited liability companies in which we own a majority equity interest and our partner(s) own(s) a minority equity interest. At the time of formation, each party contributes capital to the equity joint venture in the form of cash or property. We believe that the amount contributed by each party to the equity joint venture represents their pro-rata portion of the fair market value of the equity joint venture, and we maintain processes to confirm and document those determinations. None of our equity joint venture partners are required to make or influence referrals to our equity joint ventures. In fact, agreements with our hospital joint venture partners (which make up 88% of our equity joint venture partners) require that they follow the same Medicare discharge planning regulations, that, among other things, requires them to offer each Medicare patient a list of available Medicare-certified home nursing agency options and to allow the patient to choose his or her own provider.

We structure our equity joint ventures as either manager-managed or board-managed. We control our manager-managed joint ventures, since LHC Group, Inc. is typically designated as the manager to oversee the day-to-day operations of the joint venture. We control our board-managed joint ventures, since we typically hold a majority of the votes required to take board action and/or we control the senior officer positions, although a majority of our joint ventures require super majority board approval for certain actions. Our equity joint venture partners participate in the profits and losses of the joint venture in proportion to their equity interests. Distributions from our equity joint ventures are made pro-rata based on percentage ownership interests and are not based on referrals made to the equity joint venture by any of the partners.

The 66 equity joint ventures individually contribute between 0.02% and 3.81% of our consolidated net service revenue, with only two of the equity joint ventures accounting for greater than 3% of our consolidated net service revenue for the year ended December 31, 2014.

Most of our equity joint ventures include a buy/sell option that grants to us and our equity joint venture partners the right to require the other party to either purchase all of the exercising member's membership interests or sell to the exercising member all of the non-exercising member's membership interests, at the non-exercising member's option, within 30 days of the receipt of notice of the exercise of the buy/sell option. In some instances, the purchase price under these buy/sell provisions is based on a multiple of the historical or future earnings before income taxes, depreciation and amortization of the equity joint venture at the time the buy/sell option is exercised. In other instances, the buy/sell purchase price will be negotiated by the parties but will be subject to a fair market valuation process.

License Leasing Agreements

As of December 31, 2014, we had three license leasing agreements, through our wholly-owned subsidiaries, granting us the right to use the lessors' home health licenses necessary to operate home nursing agencies and hospice agencies. These license leasing agreements are entered into when state law would otherwise prohibit the sale and transfer of the agency. The table below details the monthly fees and termination dates of the license leasing agreements.

| Number of License Leasing Agreements | 2014 Current Monthly Fee | Increase in Monthly Fee | Initial Termination Dates |
|--------------------------------------|--|-------------------------------|--------------------------------------|
| 1 | \$18,375 | 5% increase every three years | 2017 with a 2 year automatic renewal |
| 2 | Based on net quarterly projections with an annual cap of \$180,000 | None | 2015 with a 1 year automatic renewal |

In all three license leasing agreements, we have a right of first refusal in the event that the lessor intends to sell the agency to a third party.

Management Services Agreements

As of December 31, 2014, we had three management services agreements under which we manage the operations of home nursing agencies. We do not have ownership interest in these home nursing agencies. Instead, for a fee, we provide billing, management and other consulting services suited to and designed for the efficient operation of the home nursing agency. We are responsible for the costs associated with the locations and personnel required for the provision of services. Under one management services agreement, we are compensated based on a percentage of cash collections for the agency, and under the other two management services agreements we are reimbursed for operating expenses and receive a percentage of the operating net income of the agencies. The term of these management services agreements is typically five years, with an option to renew for an additional five-year term. All management services agreements will automatically renew annually unless either party gives written notice of termination.

We record management services revenue as services are provided in accordance with the management services agreements.

Competition

The home health care market is highly fragmented. According to the Medicare Payment Advisory Commission, an independent agency that advises Congress on various Medicare issues ("MedPac"), there were approximately 12,200 Medicare-certified home nursing agencies in the United States in 2011. In 2009, MedPac estimated that approximately 32% of Medicare-certified home health agencies were hospital-based or not-for-profit, freestanding agencies and 19% of home nursing agencies were located in rural markets. We believe we are well positioned to build and maintain long-term relationships with local hospitals, physicians and other health care providers and to become the highest quality post-acute provider in our markets. In our experience, because most rural areas do not have the population size to support more than one or two general acute care hospitals, the local community hospital often plays a significant role in rural market health care delivery systems. Rural patients who require home nursing frequently receive care from a small home care agency or an agency that, while owned and run by the local community hospital, is not an area of focus for that hospital. Similarly, patients in these markets who require services typically offered by LTACHs are more likely to remain in the community hospital because it is often the only local facility equipped to deal with severe and complex medical conditions. We choose to enter these rural markets through affiliations with local hospitals, since we typically experience significantly less competition for the services we provide.

As we expand into new markets, we may encounter competitors that have greater resources or greater access to capital. Generally, competition in our home-based service markets comes from small local and regional providers. These providers include facility- and hospital-based providers, visiting nurse associations and nurse registries. We are unaware of any competitor offering our breadth of services and focusing on the needs of rural markets.

We have also entered into various joint ventures with non-profit hospitals for the ownership and management of home-based service agencies and LTACHs. We are unaware of any competitor with this type of partnering strategy.

Although several publicly-held and privately-owned national and regional companies own or manage LTACHs, they generally do not operate in the rural markets that we serve. Generally, competition in our facility-based service markets comes from local health care providers. We believe our diverse service offerings, collaborative approach to working with health care providers, business experience gained from focusing on rural markets and patient-oriented operating model provide our principal competitive advantages over local providers.

Quality Control

The LHC Group Quality Department, led by our Chief Clinical Officer, is responsible for formulating quality of care indicators, identifying performance improvement priorities, and facilitating best-practices for quality care. Company-wide, we have adopted a “Plan, Do, Check, Act” methodology for our quality/performance improvement activities and initiatives. We also set forth a quality platform that reviews:

- performance improvement audits;
- Joint Commission accreditation;
- state and regulatory surveys;
- publicly reported quality data; and
- patient perception of care.

The Quality Department is also responsible for ensuring that the infrastructure of the quality initiatives throughout the Company is appropriate, for overseeing and evaluating the effectiveness of the quality plans and initiatives, and for recommending appropriate quality and performance improvement initiatives.

The Clinical Quality Committee of the Board of Directors is responsible for advising our clinical leadership, monitoring the performance of our locations based on internal and external benchmarks, overseeing and evaluating the effectiveness of the performance improvement and quality plans, facilitating best practices based on internal and external comparisons and fostering enhanced awareness of clinical performance by the Board of Directors.

As part of our ongoing quality control, internal auditing and monitoring programs, we conduct internal regulatory audits and mock surveys at each of our agencies and facilities at least once a year. If an agency or facility does not achieve a satisfactory rating, we require that it prepare and implement a plan of correction. We then follow-up to verify that all deficiencies identified in the initial audit and survey have been corrected.

As required under the Medicare conditions of participation, we maintain a continuous quality improvement program, which involves:

- ongoing education of staff and quarterly continuous quality improvement meetings at each of our agencies, facilities and principal executive offices;
- monthly comprehensive audits of patient charts performed at each of our agencies and facilities;
- at least annually, a comprehensive survey readiness assessment on each of our agencies and facilities;
- review of Home Health Compare scores;
- assessment of patient’s and/or family member’s perception of care using Press Ganey and Deyton; and
- assessment of infection control practices and risk events.

We constantly expand and refine our continuous quality improvement programs. Specific written policies, procedures, training and educational materials and programs, as well as auditing and monitoring activities, have been prepared and implemented to address the functional and operational aspects of our business. Our programs also address specific areas identified for improvement through regulatory interpretation and enforcement activities. We believe our consistent focus on continuous quality improvement programs provide us with a competitive advantage in the markets we serve.

Compliance

We have established and continually maintain a comprehensive compliance and ethics program that is designed to assist all of our employees to exceed applicable standards established by federal and state laws and regulations and industry practice. Our goal is to foster and maintain the highest standards of compliance, ethics, integrity and professionalism in every aspect of our business dealings, and we utilize our compliance and ethics program to assist our employees toward achieving that goal.

The purpose of our compliance and ethics program is to promote and foster compliance with applicable legal and regulatory requirements; the requirements of the Medicare and Medicaid programs and other government healthcare programs; industry standards; our Code of Conduct and Ethics; and our other policies and procedures that support and enhance overall compliance within our Company. Our compliance and ethics program focuses on regulations related to the federal False Claims Act, the Stark Law, the federal Anti-Kickback Law, billing and overall adherence to health care regulations.

LHC GROUP

To ensure the independence of our compliance department staff, we have implemented the following:

- our Chief Compliance Officer reports to and has direct oversight by the Audit Committee of the Board of Directors;
- our compliance department has its own operating budget; and
- our compliance department has the authority to independently investigate any compliance or ethical concerns, including, when deemed necessary, the authority to interview any company personnel, access any company property (including electronic communications) and engage counsel to assist in any investigation.

Among other activities, our compliance department staff is responsible for the following activities:

- drafting and revising the Company's policies and procedures related to compliance and ethics issues;
- reviewing, making recommended revisions, disseminating and tracking attestations to our Code of Conduct and Ethics;
- measuring compliance with our policies and procedures, Code of Conduct and Ethics and legal and regulatory requirements related to the Medicare and Medicaid programs and other government healthcare programs, laws and regulations;
- developing and providing compliance-related training and education to all of our employees and, as appropriate, directors, contractors and other representatives and agents, including new-hire compliance training for all new employees, annual compliance training for all employees, sales compliance training to all members of our sales team, billing compliance training to all members of our billing and revenue cycle team and other job-specific and role-based compliance training of certain employees;
- performing an annual company-wide risk assessment;
- implementing an annual compliance auditing and monitoring work plan and performing and following up on various risk-based auditing and monitoring activities, including both clinical and non-clinical auditing and monitoring activities at the corporate level and at the local agency/facility level;
- developing, implementing and overseeing our Health Insurance Portability and Accountability Act of 1996 ("HIPAA") privacy and security compliance program;
- monitoring, responding to and overseeing the resolution of issues and concerns raised through our anonymous compliance hotline;
- monitoring, responding to and resolving all compliance and ethics-related issues and concerns raised through any other form of communication;
- ensuring that we take appropriate corrective and disciplinary action when noncompliant or improper conduct is identified; and
- monitoring, measuring and reporting on the Company's compliance with its corporate integrity agreement with the Office of Inspector General of the Department of Health and Human Services ("OIG"), including, without limitation, reviewing, revising and distributing the Code of Conduct and Ethics and compliance-related policies and procedures, reviewing revising and distributing all required training, assisting the independent review organization with its review procedures, overseeing the timely repayment of any identified overpayments, overseeing the timely reporting of any reportable events and ensuring the timely submission of the Company's annual reports to the OIG.

All employees are required to report incidents, issues or other concerns that they believe in good faith may be in violation of our Code of Conduct and Ethics, our policies and procedures, applicable legal and regulatory requirements or the requirements of the Medicare and Medicaid programs and other government health care programs. All employees are encouraged to either contact our Chief Compliance Officer directly or to contact our 24-hour toll-free compliance hotline when they have questions or concerns about any compliance or ethics issues. All reports to our compliance hotline are kept confidential to the extent allowed by law, and employees have the option to remain anonymous. When cases reported to our compliance hotline involve a compliance or ethics issue or any possible violation of law or regulation, the matter is referred to the compliance department for investigation. Retaliation against employees in connection with reporting compliance or ethical concerns is considered a serious violation of our Code of Conduct and Ethics, and, if it occurs, will result in discipline, up to and including termination of employment.

We continually expand and refine our compliance and ethics programs. We promote a culture of compliance, ethics, integrity and professionalism within the Company through persistent messages from our senior leadership concerning the necessity of strict compliance with legal requirements and company policies and procedures. We believe our consistent focus on our compliance and ethics program provides us with a competitive advantage in the markets we serve.

Technology and Intellectual Property

Our Service Value Point system is a proprietary information system that assists us in, among other things, monitoring clinical utilization and other cost factors, supporting our health care management techniques, internal benchmarking, clinical analysis, outcomes monitoring and claims generation, revenue cycle management and revenue reporting at our home nursing agencies. We were issued a patent for our Service Value Point system during 2009 by the U.S. Patent and Trademark Office. This proprietary home nursing clinical resource and cost management system is a quantitative tool that assigns a target level of resource units to each patient based upon our staff's initial assessment of the patient's estimated skilled nursing and therapy needs. We designed this system to empower our direct care employees to make appropriate day-to-day clinical care decisions while also allowing us to monitor and manage the quality and delivery of care across our system, including the cost of providing that care, on both a patient-specific and agency-specific basis.

In addition to our Service Value Point system, our business is substantially dependent on non-proprietary software. For example, we utilize a third-party software information system for billing and maintaining patient claim receivables for our LTACHs. Also, as of December 31, 2014, our home nursing and hospice agencies primarily utilized commercially-available billing and patient claim systems.

During 2014, we successfully completed the roll out of our point of care ("POC") strategy. Our POC system allows a visiting clinician to access records and other information from the patient's home or at the POC, complete required documentation at the POC and submit it electronically into our patient record system. As of December 31, 2014, all of our home nursing and hospice locations were utilizing our POC system.

Technology plays a key role in our ability to expand operations and maintain effective managerial control. The software we use is based on client-server technology and is highly scalable. We believe our software and systems are flexible, easy-to-use and allow us to accommodate further growth. We believe that our ability to build and enhance our information and software systems provides us with a competitive advantage that allows us to grow our business in a cost-efficient manner and provide better patient care.

Reimbursement

Medicare

The federal government's Medicare program, governed by the Social Security Act of 1965 (the "Social Security Act"), reimburses health care providers for services furnished to Medicare beneficiaries. These beneficiaries generally include persons age 65 and older and those who are chronically disabled. The program is primarily administered by the Department of Health and Human Services ("HHS") and the Centers for Medicare & Medicaid Services ("CMS"). Medicare payments accounted for 75.0%, 79.8% and 77.9% of our net service revenue for the years ended December 31, 2014, 2013 and 2012, respectively. Medicare reimburses us based upon the setting in which we provide our services or the Medicare category in which those services fall.

In 2011, sequestration was implemented in the Budget Control Act of 2011 (BCA, P.L. 112-25) as a tool in federal budget control. The sequestration cut to Medicare payments began on April 1, 2013, and reduced Medicare payments for patients whose service dates ended on or after April 1, 2013 by 2%. Absent any additional Congressional action, the 2% sequestration cuts are planned to continue through 2023.

Home Nursing

The Medicare home nursing benefit is available to patients who need care following discharge from a hospital, as well as patients who suffer from chronic conditions that require ongoing intermittent care. While the services received need not be rehabilitative or of a finite duration, patients who require full-time skilled nursing for an extended period of time generally do not qualify for Medicare home nursing benefits. As a condition of coverage under Medicare, beneficiaries must: (1) be homebound, meaning they are unable to leave their home without a considerable and taxing effort; (2) require intermittent skilled nursing, physical therapy or speech therapy services that are covered by Medicare; and (3) receive treatment under a plan of care that is established and periodically reviewed by a physician. Qualifying patients also may receive reimbursement for occupational therapy, medical social services and home health aide services if these additional services are part of a plan of care prescribed by a physician.

We receive a standard prospective Medicare payment for delivering care over a 60-day episode of care. There is no limit to the number of episodes a beneficiary may receive as long as he or she remains eligible. The base episode payment is a flat rate that is adjusted upward or downward based upon differences in the expected resource needs of individual patients as indicated by clinical severity, functional severity and service utilization. The magnitude of the adjustment is determined by each patient's categorization into one of 153 payment groups, known as Home Health Resource Groups and the costliness of care for patients in each group relative to the average patient. Payment is further adjusted for differences in local labor costs using the hospital wage index. We bill and are reimbursed for services in two stages: an initial request for advance payment when the episode commences and a final claim when the episode is completed. We submit all Medicare claims through the Medicare Administrative Contractors for the federal government. We receive 60% of the estimated payment for a patient's initial episode up-front (after the initial assessment is completed and upon initial billing) and the remaining 40% upon completion of the episode and after all final treatment orders are signed by the physician. In the event of subsequent episodes, reimbursement timing is 50% up-front and 50% upon completion of the episode. Final payments may reflect one of four retroactive adjustments to ensure the adequacy and effectiveness of the total reimbursement: (1) an outlier payment if the patient's care was unusually costly; (2) a low utilization adjustment if the number of visits was fewer than five; (3) a partial payment if the patient transferred to another provider before completing the episode; or (4) a payment adjustment based upon the level of therapy services required in the population base. Because such adjustments are determined upon the completion date of the episode, retroactive adjustments could impact our financial results.

In 2011, CMS finalized two provisions of the Patient Protection and Affordable Care Act ("the PPACA") that substantially impact our business. First, as a condition for Medicare payment, the PPACA mandates that prior to certifying a patient's eligibility for home health services, the certifying physician must document that he or she, or allowed non-physician practitioner, had a face-to-face encounter with the patient that relates to the condition for which the patient receives home health services. The face-to-face encounter must occur within 90 days prior to the start of care or 30 days after the start of care. Documentation regarding these encounters must be present in the patient's home health medical record. In 2015, documentation regarding these encounters must be in the certifying physician's or hospital medical record.

Beginning in 2015, CMS also made important changes to therapy assessment requirements. A professional qualified therapist assessment must take place at least once every 30 days during a therapy patient's course of treatment.

We verify a patient's eligibility for home health benefits at the time of admission. Through the verification process we are able to determine the payor source and eligibility for reimbursement of each patient. Accordingly, we do not have material amounts of reimbursements pending approval based on the eligibility of a patient to receive reimbursement from the applicable payor program. Further, we provide only limited services to patients who are ineligible for reimbursement from a third party payor. Therefore, we do not have any material amounts of reimbursements due from patients who are self-pay.

The base payment rate for Medicare home nursing was \$2,869.27 per 60-day episode for the year ended December 31, 2014. The base payment rate does not include the 2% reduction to Medicare payment through sequestration as mandated by the Congressional Budget Act.

Home health payment rates are updated annually by the home health market basket percentage as adjusted by Congress. CMS establishes the home health market basket index, which measures inflation in the prices of an appropriate mix of goods and services included in home health services.

Hospice

In order for a Medicare beneficiary to qualify for the Medicare hospice benefit, two physicians must certify that, in their clinical judgment, the beneficiary has less than six months to live, assuming the beneficiary's disease runs its normal course. In addition, the Medicare beneficiary must affirmatively elect hospice care and waive any rights to other Medicare curative benefits related to his or her terminal illness. At the end of each benefit period (described below), a physician must recertify that the Medicare beneficiary's life expectancy is six months or less in order for the beneficiary to continue to qualify for and to receive the Medicare hospice benefit. The first two benefit periods are 90 days and subsequent benefit periods are 60 days. A Medicare beneficiary may revoke his or her election at any time and resume receiving traditional Medicare benefits. There is no limit on how long a Medicare beneficiary can receive hospice benefits and services, provided that the beneficiary continues to meet Medicare hospice eligibility criteria.

Medicare reimburses for hospice care using one of four predetermined daily or hourly rates based upon the level of care we furnish to a beneficiary. These rates are subject to annual adjustments based on inflation and geographic wage considerations. The base Medicare rate for services that we provide to a beneficiary depends upon which of the following four levels of care we provide to that beneficiary:

- **Routine Care.** Care that is not classified under any of the other levels of care, such as the work of nurses, social workers or home health aides.
- **General Inpatient Care.** Pain control or acute or chronic symptom management that cannot be managed in a setting other than an inpatient Medicare certified facility, such as a hospital, skilled nursing facility or hospice inpatient facility.
- **Continuous Home Care.** Care for patients experiencing a medical crisis that requires nursing services to achieve palliation and symptom control, if the agency provides a minimum of eight hours of care within a 24-hour period.
- **Respite Care.** Short-term, inpatient care to give temporary relief to the caregiver who regularly provides care to the patient.

Medicare limits the reimbursement we may receive for inpatient care services (both respite and general care) for hospice patients. Under the “80-20 rule,” if the number of inpatient care days of hospice care furnished by us to Medicare hospice beneficiaries under a unique provider number exceeds 20% of the total days of hospice care furnished by us to all Medicare hospice beneficiaries for both inpatient and in-home care, Medicare payments to us for inpatient care days exceeding the inpatient cap will be reduced to the routine home care rate, with excess amounts due back to Medicare. This determination is made annually based on the twelve-month period beginning on November 1 each year. Our Medicare hospice reimbursement is also subject to a cap amount calculated at the end of the hospice cap period, based on the twelve-month period beginning on November 1 each year, which determines the maximum allowable payments per provider.

In 2011, CMS finalized a face-to-face encounter requirement for hospice reimbursement, mandating that a physician or qualifying nurse practitioner must certify a face-to-face encounter with the patient no later than the 30-day period prior to the 180th-day recertification (beginning of the third benefit period) and each subsequent recertification in order to gather clinical findings that support continued hospice care.

Long-Term Acute Care Hospitals

All Medicare payments to our LTACHs are made in accordance with a PPS specifically applicable to LTACHs, referred to as “LTACH-PPS.” The LTACH-PPS was established by CMS final regulations published in 2002, that require each patient discharged from an LTACH to be assigned a distinct long-term care diagnosis-related group (“MS-LTC-DRG”), which take into account (among other things) the severity of a patient’s condition. Our LTACHs are paid a pre-determined fixed amount based upon the assigned MS-LTC-DRG (adjusted for area wage differences), which includes adjustments for short stay and high cost outlier patients (described in further detail below). The payment amount for each MS-LTC-DRG classification is intended to reflect the average cost of treating a Medicare patient assigned to that MS-LTC-DRG in an LTACH.

Adjustments to MS-LTC-DRG payments might include:

- **Short Stay Outlier Policy.** CMS has established a modified payment methodology for Medicare patients with a length-of-stay less than or equal to five-sixths of the geometric average length-of-stay for that particular MS-LTC-DRG, referred to as a short stay outlier, or “SSO.” When LTACH-PPS was established, SSO cases were paid based on the lesser of (1) 120% of the average cost of the case; (2) 120% of the LTC-DRG specific per diem amount multiplied by the patient’s length-of-stay; or (3) the full LTC-DRG payment. CMS modified the payment methodology for discharges occurring on or after July 1, 2006, which changed the limitation in clause (1) above to reduce payment for SSO cases to 100% (rather than 120%) of the average cost of the case, and also added a fourth limitation, potentially further limiting payment for SSO cases at a per diem rate derived from blending 120% of the MS-LTC-DRG specific per diem amount with a per diem rate based on the general acute care hospital inpatient prospective payment system, or “IPPS”. Under this methodology, as a patient’s length-of-stay increases, the percentage of the per diem amount based upon the IPPS component will decrease and the percentage based on the MS-LTC-DRG component will increase.
- **High Cost Outliers.** Some cases are extraordinarily costly, producing losses that may be too large for healthcare providers to offset. Cases with unusually high costs, referred to as “high cost outliers,” receive a payment adjustment to reflect the additional resources utilized. CMS provides an additional payment if the estimated costs for the patient exceed the adjusted MS-LTC-DRG payment plus a fixed-loss amount that is established in the annual payment rate update.
- **Interrupted Stays.** An interrupted stay occurs when an LTACH patient is admitted upon discharge to a general acute care hospital, inpatient rehab facility (“IRF”), skilled nursing facility or a swing-bed hospital and returns to the same LTACH within a specified period of time. If the length-of-stay at the receiving provider is equal to or less than the applicable fixed period of time, it is considered to be an interrupted stay case and is treated as a single discharge for the purposes of payment to the LTACH.

Freestanding, HwH and Satellite LTACHs

LTACHs may be organized and operated as freestanding facilities or as a hospital within a hospital, or "HwH". An HwH is an LTACH that is located on the "campus" of another hospital, meaning the physical area immediately adjacent to a hospital's main buildings, other areas and structures that are not strictly contiguous to a hospital's main buildings but are located within 250 yards of its main buildings, and any other determined, on an individual case bases by the applicable CMS regional office, to be part of a hospital's campus. An LTACH that uses the same Medicare provider number of an affiliated "primary site" LTACH is known as a "satellite." Under Medicare policy, a satellite LTACH must be located within 35 miles of its primary site LTACH and be administered by such primary site LTACH. As of December 31, 2014, we had a total of eight LTACH facilities, with 223 licensed beds. Seven of our LTACH facilities were classified as HwHs and one was classified as freestanding. Of the seven HwH facilities, three were located in Metropolitan Statistical Area ("MSA") or urban areas and four were located in non-MSA or rural areas. One of our HwH facilities was a satellite location of a parent hospital located in an MSA. Our single freestanding location was a remote campus site of a parent located in an MSA.

An LTACH must have an average inpatient length-of-stay for Medicare patients (including both Medicare covered and non-covered days) of greater than 25 days during each annual cost reporting period. LTACHs that fail to exceed an average length-of-stay of 25 days during any cost reporting period may be paid under the general acute care hospital IPPS. CMS clarified its policy on the calculation of the average length-of-stay by specifying that all data on all Medicare inpatient days, including Medicare Advantage days, must be included in the average length-of-stay calculation effective for cost reporting periods beginning on or after January 1, 2012.

Fiscal Year 2015 Rates

On August 4, 2014, CMS released its final rule for LTACH Medicare reimbursement for fiscal year 2015 (affecting discharges and cost reporting periods beginning on or after October 1, 2014 through September 30, 2015). In aggregate, payments for fiscal year 2015 will increase by 1.1% over fiscal year 2014 rates. The 1.1% increase consists of a 2.9% inflationary market basket update, offset by a 0.5% reduction for the productivity adjustment, and a 0.2% reduction to the market basket as defined by PPACA. LTACH payment rates will also be reduced by approximately 1.3% for the "one-time" budget neutrality adjustment factor under the last year of a three-year phase in and increased by 0.2% for wage index budget neutrality adjustment.

The Bipartisan Budget Act of 2013 "BBA 2013" included the following changes in LTACH policies:

LTACH Patient Criteria: Effective for cost reporting periods beginning on or after October 1, 2015, Medicare payment for LTACH services will change based on certain new patient criteria. To be paid at the full Medicare LTACH-PPS rate, a patient discharged from an LTACH must either (1) have a short-term acute care hospital stay including a three day length-of-stay in an intensive care unit during that hospitalization preceding the LTACH stay, or (2) receive ventilator services for more than 96 hours while hospitalized in the LTACH. In addition such patients cannot be hospitalized in an LTACH for a psychiatric or rehabilitation diagnosis.

Site Neutral Payment: Also effective for cost reporting periods beginning on or after October 1, 2015, all other Medicare discharges from LTACHs will be paid at a new "site neutral" rate, which is the lesser of: (1) the IPPS comparable per diem amount determined using the formula in the LTACH short-stay outlier regulation, plus applicable outlier payments, or (2) 100% of the cost of the services provided. The site neutral payment provision will be phased in over two years, so discharges receiving a "site neutral" rate get paid 50% based on current LTAC rate and 50% based on the "site neutral" rate. Our LTACHs have cost-reporting periods that begin in July or September of each year so we will not have any impact until the third quarter of 2016.

Twenty-five Day Average Length-of-stay: Patient stays paid the site neutral rate will not count toward calculation of the 25 day average length-of-stay requirement for LTACHs. Additionally, the law clarifies that patient stays paid by Medicare Advantage plans will also not count toward the 25 day average length-of-stay requirement for LTACHs. The BBA 2013 also included a provision that these exceptions to the 25 day average length-of-stay will not be used in calculating the length-of-stay for short-term acute care hospitals that seek to qualify as LTACHs as of December 10, 2013.

25 Percent Rule Relief: Prior relief from compliance with the 25 Percent Rule for freestanding LTACHs, HWHs and satellite facilities will be extended without interruption for cost reporting periods beginning through December 28, 2016. Grandfathered HWHs are permanently exempt from the 25 Percent Rule. CMS must report to Congress by December 18, 2015 on whether the 25 Percent Rule should continue to be applied through June 30, 2019.

Compliance With LTACH Patient Criteria: Effective for cost reporting periods beginning in federal fiscal year 2020, LTACHs with less than half of their discharges paid at the full LTACH-PPS rates will lose certification as LTACHs and will transition to payment under the IPPS for all discharges in subsequent cost reporting periods. However, CMS is required to establish a process for LTACHs to seek reinstatement of LTACH-PPS payments for applicable discharges.

Moratorium on LTACHs: The BBA 2013 enacted a moratorium on new LTACH beds and hospitals (including satellite locations) effective January 1, 2015 through September 30, 2017. The law clarifies that there will be no exceptions to the moratorium.

Medicaid

Medicaid is a joint federal and state funded health insurance program for certain low-income individuals administered by the states. Medicaid reimburses health care providers using a number of different systems, including cost-based, prospective payment and negotiated rate systems. Rates are also subject to adjustment based on statutory and regulatory changes, administrative rulings, government funding limitations and interpretations of policy by individual state agencies.

Non-Governmental Payors

Payments from non-governmental payor sources are based on episodic-based rates or per visit basis depending upon the terms and conditions of the payor. This reimbursement category includes payors such as insurance companies, workers' compensation programs, health maintenance organizations, preferred provider organizations, other managed care companies and employers, as well as payments received directly from patients.

Patients are generally not responsible for any difference between customary charges for our services and amounts paid by Medicare and Medicaid programs and the non-governmental payors, but are responsible for services not covered by these programs or plans, as well as co-payments for deductibles and co-insurance obligations of their coverage. Patient out-of-pocket costs for the payment of deductibles and co-insurance have increased in recent years. Collection of amounts due from individuals is typically more difficult than collection of amounts due from government or business payors. Because the majority of our billed services are paid in full by Medicare, Medicaid or private insurance, co-payments from patients do not represent a material portion of our billed revenue and corresponding accounts receivable. To further reduce their health care costs, most commercial payors such as insurance companies, health maintenance organizations, preferred provider organizations and other managed care companies have negotiated discounted fee structures or fixed amounts for services performed, rather than paying health care providers the amounts billed.

In response to the challenges associated with collecting from commercial payors, we began negotiating higher reimbursement rates with a majority of our commercial payors. As of December 31, 2014, our managed care contracts included 177 different payors between all of our divisions, seven of which were national contracts, 25 were regional contracts and 145 were state and local contracts/standing letters of agreement. If we are unable to continue negotiating higher reimbursement rates with commercial payors or if commercial payors continue to reduce health care costs through reduction in home health reimbursement, it could have a material adverse impact on our financial results.

Government Regulations**General**

The health care industry is highly regulated and we are required to comply with federal, state and local laws which significantly affect our business. These laws and regulations are extremely complex and, in many instances, the industry does not have the benefit of significant regulatory or judicial interpretation. Regulations and policies frequently change, and we monitor these changes through trade and governmental publications and associations. The significant areas of federal and state regulation that could affect our ability to conduct our business include the following:

- Medicare and Medicaid participation and reimbursement regulations;
- the federal Anti-Kickback Statute and similar state laws;
- the federal Stark Law and similar state laws;
- false claims laws and regulations;
- HIPAA;
- laws and regulations imposing civil monetary penalties;
- environmental health and safety laws;
- licensing laws and regulations; and
- laws and regulations governing certificates of need and permits of approval.

If we fail to comply with these applicable laws and regulations, we could suffer civil or criminal penalties, including the loss of our licenses to operate and our ability to participate in federal and state health care programs, which would materially adversely affect our financial condition and results of operations. Although we believe we are in material compliance with all applicable laws and regulations, these are complex matters and a review of our practices by a court or law enforcement or regulatory authority could result in an adverse determination that could harm our business. Furthermore, the laws applicable to us are subject to change, interpretation and amendment, which could adversely affect our ability to conduct our business.

Medicare Participation

To participate in the Medicare program and receive Medicare payments, our agencies and facilities must comply with regulations promulgated by CMS. Among other things, these requirements, known as “conditions of participation,” relate to the type of facility, its personnel and its standards of medical care. While we intend to continue to participate in the Medicare reimbursement programs, we cannot guarantee that our agencies, facilities and programs will continue to qualify for Medicare participation.

Federal Anti-Kickback Statute

Provisions of the Social Security Act of 1965, commonly referred to as the Anti-Kickback Statute, prohibit the payment or receipt of anything of value in return for the referral of patients or arranging for the referral of patients, or in return for the recommendation, arrangement, purchase, lease or order of items or services that are covered by a federal health care program such as Medicare and Medicaid. Violation of the Anti-Kickback Statute is a felony and sanctions include imprisonment of up to five years, criminal fines of up to \$25,000, civil monetary penalties of up to \$50,000 per act plus three times the amount claimed or three times the remuneration offered and exclusion from federal health care programs (including the Medicare and Medicaid programs). Many states have adopted similar prohibitions against payments intended to induce referrals of Medicaid and other third-party payor patients.

The OIG has published numerous “safe harbors” that exempt some practices from enforcement action under the Anti-Kickback Statute. These safe harbors exempt specified activities, including bona-fide employment relationships, contracts for the rental of space or equipment, personal service arrangements and management contracts, so long as all of the requirements of the safe harbor are met. The OIG has recognized that the failure of an arrangement to satisfy all of the requirements of a particular safe harbor does not necessarily mean that the arrangement violates the Anti-Kickback Statute. Instead, each arrangement is analyzed on a case-by-case basis, which is very fact specific. While we operate our business to comply with the prohibitions of the Anti-Kickback Statute, we cannot guarantee that all our arrangements will satisfy a safe harbor or will ultimately be viewed as being compliant with the Anti-Kickback Statute.

We endeavor to conduct our operations in compliance with federal and state health care fraud and abuse laws, including the Anti-Kickback Statute and similar state laws. However, our practices may be challenged in the future and the fraud and abuse laws may be interpreted in a way that finds us in violation of these laws. If we are found to be in violation of the Anti-Kickback Statute, we could be subject to civil and criminal penalties and we could be excluded from participating in federal health care programs such as Medicare and Medicaid. The occurrence of any of these events could significantly harm our business and financial condition.

Stark Law

Congress has passed significant prohibitions against physician self-referrals of patients for certain designated health care services, commonly known as the Stark Law, which prohibits a physician from making referrals for particular health care services (called designated health services) to entities with which the physician, or an immediate family member of the physician, has a financial relationship.

The term “financial relationship” is defined very broadly to include most types of ownership or compensation relationships. The Stark Law also prohibits the entity receiving the referral from seeking payment under the Medicare or Medicaid programs for services rendered pursuant to a prohibited referral. If an entity is paid for services rendered pursuant to a prohibited referral, it may incur civil penalties and could be excluded from participating in the Medicare or Medicaid programs. If an arrangement is covered by the Stark Law, the requirements of a Stark Law exception must be met for the physician to be able to make referrals to the entity for designated health services and for the entity to be able to bill for these services.

“Designated health services” under the Stark Law is defined to include home health services, inpatient and outpatient hospital services, clinical laboratory services, physical therapy services, occupational therapy services, radiology services (including magnetic resonance imaging, computerized axial tomography scans and ultrasound services), radiation therapy services and supplies, and the provision of durable medical equipment and supplies, parenteral and enteral nutrients, equipment and supplies, prosthetics, orthotics and prosthetic devices and supplies, and outpatient prescription drugs. The Stark Law defines a financial relationship to include: (1) a physician’s ownership or investment interest in an entity and (2) a compensation relationship between a physician and an entity. Under the Stark Law, financial relationships include both direct and indirect relationships.

Physicians refer patients to us for several Stark Law designated health services, including home health services, inpatient and outpatient hospital services and physical therapy services. We have compensation arrangements with some of these physicians or their professional practices in the form of medical director and consulting agreements. We also have operations owned by joint ventures in which physicians have an investment interest. In addition, other physicians who refer patients to our agencies and facilities may own shares of our stock. As a result of these relationships, we could be deemed to have a financial relationship with physicians who refer patients to our facilities and agencies for designated health services. If so, the Stark Law would prohibit the physicians from making those referrals and would prohibit us from billing for the services unless a Stark Law exception applies.

The Stark Law contains exceptions for certain physician ownership or investment interests and physician compensation arrangements. If an investment relationship or compensation agreement between a physician, or a physician’s immediate family member, and the subject entity satisfies all requirements for a Stark Law exception, the Stark Law will not prohibit the physician from referring patients to the entity for designated health services. The exceptions for a physician investment relationship include ownership in an entire hospital and ownership in rural providers. The exceptions for compensation arrangements cover employment relationships, personal services contracts and space and equipment leases, among others. We believe our physician investment relationships and compensation arrangements with referring physicians meet the requirements as exceptions under the Stark Law and that our operations comply with the Stark Law.

The Stark Law also includes an exception for a physician’s ownership or investment interest in certain entities through the ownership of stock that is listed on the New York Stock Exchange or NASDAQ. If the ownership meets certain other requirements, the Stark Law will not apply to prohibit the physician from referring to the entity for designated health services. For example, this Stark Law exception requires that the entity issuing the stock have at least \$75.0 million in stockholders’ equity at the end of its most recent fiscal year or on average during the previous three fiscal years. As of December 31, 2014, 2013 and 2012, we have in excess of \$75.0 million in stockholders’ equity.

If an entity violates the Stark Law, it could be subject to civil penalties of up to \$15,000 per prohibited claim and up to \$100,000 for knowingly entering into certain prohibited referral schemes. The entity also may be excluded from participating in federal health care programs (including Medicare and Medicaid). There are no criminal penalties for violations of Stark Law. If the Stark Law was found to apply to our relationships with referring physicians and those relationships did not meet the requirement of an exception under the Stark Law, we would be required to restructure these relationships or refuse to accept referrals for designated health services from these physicians. If we were found to have submitted claims to Medicare or Medicaid for services provided pursuant to a referral prohibited by the Stark Law, we would be required to repay any amounts we received from Medicare for those services and could be subject to civil monetary penalties. Further, we could be excluded from participating in Medicare and Medicaid. If we were required to repay any amounts to Medicare, subjected to fines, or excluded from the Medicare and Medicaid Programs, our business and financial condition would be harmed significantly.

Many states have physician relationship and referral statutes that are similar to the Stark Law. Some of these laws generally apply without regard to whether the payor is a governmental body (such as Medicare) or a commercial party (such as an insurance company). While we believe that our operations are structured to comply with applicable state laws with respect to physician relationships and referrals, any finding that we are not in compliance with these state laws could require us to change our operations or could subject us to penalties. This, in turn, could have a significantly negative impact on our operations.

False Claims

The submission of claims to a federal or state health care program for items and services that are “not provided as claimed” may lead to the imposition of civil monetary penalties, criminal fines and imprisonment and/or exclusion from participation in state and federally funded health care programs, including the Medicare and Medicaid programs under false claims statutes such as the federal False Claims Act. Under the federal False Claims Act, actions against a provider can be initiated by the federal government or by a private party on behalf of the federal government. These private parties are often referred to as qui tam relators, and relators are entitled to share in any amounts recovered by the government. Both direct enforcement activity by the government and qui tam actions have increased significantly in recent years, increasing the risk that a health care company like us will have to defend a false claims action, pay fines or be excluded from the Medicare and Medicaid programs as a result of an investigation. Many states have enacted similar laws providing for the imposition of civil and criminal penalties for the filing of fraudulent claims. While we operate our business to avoid exposure under the federal False Claims Act and similar state laws, because of the complexity of the government regulations applicable to our industry, we cannot guarantee that we will not be the subject of an action under the federal False Claims Act or similar state law.

Anti-fraud Provisions of the HIPAA

In an effort to combat health care fraud, Congress included several anti-fraud measures in HIPAA. Among other things, HIPAA broadened the scope of certain fraud and abuse laws, extended criminal penalties for Medicare and Medicaid fraud to other federal health care programs and expanded the authority of the OIG to exclude persons and entities from participating in the Medicare and Medicaid programs. HIPAA also extended the Medicare and Medicaid civil monetary penalty provisions to other federal health care programs, increased the amounts of civil monetary penalties and established a criminal health care fraud statute.

Federal health care offenses under HIPAA include health care fraud and making false statements relating to health care matters. Under HIPAA, among other things, any person or entity that knowingly and willfully defrauds or attempts to defraud a health care benefit program is subject to a fine, imprisonment or both. Also under HIPAA, any person or entity that knowingly and willfully falsifies or conceals or covers up a material fact or makes any materially false or fraudulent statements in connection with the delivery of or payment of health care services by a health care benefit plan is subject to a fine, imprisonment or both. HIPAA applies not only to governmental plans but also to private payors.

Administrative Simplification Provisions of HIPAA

HHS's final regulations governing electronic transactions involving health information are part of the administrative simplification provisions of HIPAA, commonly referred to as the Transaction Standards rule. The rule establishes standards for eight of the most common health care transactions by reference to technical standards promulgated by recognized standards publishing organizations. Under the rule, any party transmitting or receiving health transactions electronically must send and receive data in a single format, rather than the large number of different data formats currently used. This rule applies to us in connection with submitting and processing health claims, and also applies to many of our payors and to our relationships with those payors. We believe that our operations materially comply with the Transaction Standards rule.

These regulatory requirements impose significant administrative and financial obligations on companies like us that use or disclose electronic health information. We have modified our existing HIPAA privacy and security policies and procedures to comply with the HIPAA regulations.

Civil Monetary Penalties

The Secretary of HHS may impose civil monetary penalties on any person or entity that presents, or causes to be presented, certain ineligible claims for medical items or services. The severity of penalties varies depending on the offense, from \$2,000 to \$50,000 per violation, plus treble damages for the amount at issue and may include exclusion from federal health care programs such as Medicare and Medicaid.

HHS can also impose penalties on a person or entity who offers inducements to beneficiaries for program services, who violates rules regarding the assignment of payments, or who knowingly gives false or misleading information that could reasonably influence the discharge of patients from a hospital. Persons who have been excluded from a federal health care program and who retain ownership in a participating entity and persons who contract with excluded persons may be penalized.

HHS can also impose penalties for false or fraudulent claims and those that include services not provided as claimed. In addition, HHS may impose penalties on claims:

- for physician services that the person or entity knew or should have known were rendered by a person who was unlicensed, or by a person who misrepresented either their qualifications in obtaining their license, or their certification in a medical specialty;
- for services furnished by a person who was, at the time the claim was made, excluded from the program to which the claim was made; or
- that show a pattern of medically unnecessary items or services.

Penalties also are applicable in certain other cases, including violations of the federal Anti-Kickback Statute, payments to limit certain patient services and improper execution of statements of medical necessity.

Environmental, Health and Safety Laws

We are subject to federal, state and local regulations governing the storage, use and disposal of materials and waste products. Although we believe that our safety procedures for storing, handling and disposing of these hazardous materials comply with the standards prescribed by law and regulation, we cannot completely eliminate the risk of accidental contamination or injury from those hazardous materials. In the event of an accident, we could be held liable for any damages that result and any liability could exceed the limits or fall outside the coverage of our insurance. We may not be able to maintain insurance on acceptable terms, or at all. We could incur significant costs and the diversion of our management's attention to comply with current or future environmental laws and regulations. We are not aware of any violations related to compliance with environmental, health and safety laws through 2014.

Licensing

Our agencies and facilities are subject to state and local licensing regulations ranging from the adequacy of medical care to compliance with building codes and environmental protection laws. To assure continued compliance with these various regulations, governmental and other authorities periodically inspect our agencies and facilities. Additionally, health care professionals at our agencies and facilities are required to be individually licensed or certified under applicable state law. We operate our business to ensure that our employees and agents possess all necessary licenses and certifications.

The institutional pharmacy operations within our facility-based services segment are also subject to regulation by the various states in which we conduct the pharmacy business, as well as by the federal government. The pharmacies are regulated under the Food, Drug and Cosmetic Act and the Prescription Drug Marketing Act, which are administered by the United States Food and Drug Administration. Under the Comprehensive Drug Abuse Prevention and Control Act of 1970, administered by the United States Drug Enforcement Administration, as a dispenser of controlled substances, our pharmacy operations must register with the Drug Enforcement Administration, file reports of inventories and transactions and provide adequate security measures. Failure to comply with such requirements could result in civil or criminal penalties. We are not aware of any violations of applicable laws relating to our institutional pharmacy operations through December 31, 2014.

Certificate of Need and Permit of Approval Laws

In addition to state licensing laws, some states require a provider to obtain a certificate of need or permit of approval prior to establishing, constructing, acquiring or expanding certain health services, operations or facilities. In these states, approvals are required for capital expenditures exceeding certain amounts that involve certain facilities or services, including home nursing agencies. The certificate of need or permit of approval issued by the state determines the service areas for the applicable agency or program. The following U.S. jurisdictions require certificates of need or permits of approval for home nursing agencies: Alabama, Alaska, Arkansas, Georgia, Hawaii, Kentucky, Maryland, Mississippi, Montana, New Jersey, New York, North Carolina, Rhode Island, South Carolina, Tennessee, Vermont, Washington, West Virginia and the District of Columbia. In addition, the state of Louisiana continues to have a moratorium on the issuance of new licenses for home nursing agencies that we expect to remain in effect for 2015.

State certificate of need and permit of approval laws generally provide that, prior to the addition of new capacity, the construction of new facilities or the introduction of new services, a designated state health planning agency must determine that a need exists for those beds, facilities or services. The process is intended to promote comprehensive health care planning, assist in providing high quality health care at the lowest possible cost and avoid unnecessary duplication by ensuring that only needed health care facilities and operations will be built and opened.

Accreditations

The Joint Commission is a nationwide commission that establishes standards relating to the physical plant, administration, quality of patient care and operation of medical staffs of health care organizations. Currently, Joint Commission accreditation of home nursing and hospice agencies is voluntary. However, some managed care organizations use Joint Commission accreditation as a credentialing standard for regional and state contracts. As of December 31, 2014, the Joint Commission had accredited 224 of our 292 home-based agencies and 31 of our 38 hospice agencies. Those not yet accredited are working towards achieving this accreditation. As we acquire companies, we apply for accreditation 12 to 18 months after completing the acquisition.

Employees

As of December 31, 2014, we had 10,767 employees, of which 6,489 were full-time. None of our employees are subject to a collective bargaining agreement. We consider our relationships with our employees and independent contractors to be good.

Insurance

We are subject to claims and legal actions in the ordinary course of our business. To cover claims that may arise, we maintain professional malpractice liability insurance, general liability insurance, automobile liability insurance, crime insurance, employed lawyers insurance, fiduciary, information security and privacy insurance, and workers' compensation/employer's liability insurance in amounts that we believe are appropriate and sufficient for our operations. We maintain professional malpractice and general liability insurance that provide primary coverage on a claims-made basis of \$1.0 million per incident and \$3.0 million in annual aggregate amounts. We maintain workers' compensation insurance that meets state statutory requirements with a primary employer liability limit of \$1.0 million to cover claims that may arise in the states we operate in, excluding Ohio and Washington. There are no limits to employer liability in Ohio and Washington, so we do not hold third party workers' compensation insurance to cover claims in those states. All claims within Ohio and Washington are managed through the individual states and not through third party insurance payors. Under our workers' compensation insurance policies, the Company is self-insured for the first \$0.5 million in workers compensation liability. We maintain automobile liability insurance for all owned, hired and non-owned autos with a primary limit of \$1.0 million. In addition, we currently maintain multiple layers of umbrella coverage in the aggregate amount of \$40.0 million that provides excess coverage for professional malpractice, general liability, automobile liability and employer's liability. We maintain directors and officers' liability insurance in the aggregate amount of \$45.0 million, with an additional \$20.0 million of Side A coverage to protect our directors and officers in situations when they are not indemnified by the Company. The cost and availability of insurance coverage has varied widely in recent years. While we believe that our insurance policies and coverage are adequate for a business enterprise of our type, we cannot guarantee that our insurance coverage is sufficient to cover all future claims or that it will continue to be available in adequate amounts or at a reasonable cost.

Available Information

Our Annual Reports on Form 10-K, Quarterly Reports on Form 10-Q, Current Reports on Form 8-K, proxy statements and amendments to those reports are available free of charge on our internet website at www.lhcgroup.com as soon as reasonably practicable after such reports are electronically filed with or furnished to the Securities and Exchange Commission (“SEC”). The SEC also maintains an internet site at www.sec.gov that contains such reports, proxy and information statements and other information regarding issuers that file electronically with the SEC. These reports may also be obtained at the SEC’s Public Reference Room at 100 F Street NE, Washington, D.C. 20549. Information on the operation of the Public Reference Room is available by calling the SEC at (800) SEC-0330. Information contained on our website is not part of or incorporated by reference into this Annual Report on Form 10-K.

Item 1A. Risk Factors.

The risks and uncertainties described below and elsewhere in this Annual Report on Form 10-K could cause our actual results to differ materially from past or expected results and are not the only ones we face. Other risks and uncertainties that we have not predicted or assessed may also adversely affect us.

If any of the negative effects associated with the following risks occur, our earnings, financial condition or business could be materially harmed and the trading price of our common stock could decline, resulting in the loss of all or part of stockholders’ investments.

Risk Factors Related to Reimbursement and Government Regulation

We cannot predict the effect that health care reform and other changes in government programs may have on our business, financial condition or results of operations.

The PPACA and the Health Care Education Reconciliation Act of 2010 (collectively, the “Acts”) were signed into law by President Obama on March 23, 2010, and March 30, 2010, respectively. The Acts dramatically alter the United States’ health care system and are intended to decrease the number of uninsured Americans and reduce overall health care costs. The Acts attempt to achieve these goals by, among other things, requiring most Americans to obtain health insurance, expanding Medicare and Medicaid eligibility, reducing Medicare and Medicaid payments, and tying reimbursement to the satisfaction of certain quality criteria. The Acts also contain a number of measures that are intended to reduce fraud and abuse in the Medicare and Medicaid programs. Because a majority of the measures contained in the Acts have either just recently or not yet taken effect, it is difficult to predict the impact the Acts will have on our operations. However, depending on how they are ultimately interpreted and implemented, the Acts could have an adverse effect on our business and its financial condition and results of operations.

We derive a majority of our consolidated net service revenue from Medicare. If there are changes in Medicare rates or methods governing Medicare payments for our services, or if we are unable to control our costs, our results of operations and cash flows could decline materially.

For the years ended December 31, 2014, 2013 and 2012, we received 75.0%, 79.8% and 77.9%, respectively, of our net service revenue from Medicare. Reductions in Medicare rates or changes in the way Medicare pays for services could cause our net service revenue and net income to decline, perhaps materially. See Part I, Item 1. Reimbursement in this Annual Report on Form 10-K for additional information regarding reimbursements. Reductions in Medicare reimbursement could be caused by many factors, including:

- administrative or legislative changes to the base rates under the applicable prospective payment systems;
- the reduction or elimination of annual rate increases;
- the imposition or increase by Medicare of mechanisms, such as co-payments, shifting more responsibility for a portion of payment to beneficiaries;
- adjustments to the relative components of the wage index used in determining reimbursement rates;
- changes to case mix or therapy thresholds;
- the reclassification of home health resource groups or long-term care diagnosis-related groups; or
- further limitations on referrals to long-term acute care hospitals from host hospitals.

We receive fixed payments from Medicare for our services based on the level of care provided to our patients. Consequently, our profitability largely depends upon our ability to manage the cost of providing these services. Medicare currently provides for an annual adjustment of the various payment rates, such as the base episode rate for our home nursing services, based upon the increase or decrease of the medical care expenditure, which may be less than actual inflation. This adjustment could be eliminated or reduced in any given year. Also beginning on April 1, 2013 Medicare reimbursement was cut an additional 2% through sequestration as mandated by the Congressional Budget Act. Further, Medicare routinely reclassifies home health resource groups and long-term care diagnosis-related groups. As a result of those reclassifications, we could receive lower reimbursement rates depending on the case mix of the patients we service. If our cost of providing services increases by more than the annual Medicare price adjustment, or if these reclassifications result in lower reimbursement rates, our results of operations, net income and cash flows could be adversely impacted.

We are subject to extensive government regulation. Any changes in the laws and regulations governing our business, or the interpretation and enforcement of those laws or regulations, could require us to modify our operations and could negatively impact our operating results and cash flows.

As a provider of health care services, we are subject to extensive regulation on the federal, state and local levels, including with regard to:

- licensure and certificates of need and permits of approval;
- coding and billing for services;
- conduct of operations, including financial relationships among health care providers, Medicare fraud and abuse and physician self-referral;
- maintenance and protection of records, including HIPAA;
- environmental protection, health and safety;
- certification of additional agencies or facilities by the Medicare program; and
- payment for services.

The laws and regulations governing our operations, along with the terms of participation in various government programs, regulate how we do business, the services we offer and our interactions with patients and other providers. See Part I, Item 1. Government Regulations in this Annual Report on Form 10-K for additional information concerning applicable laws and regulations. These laws and regulations, and their interpretations, are subject to frequent change. Changes in existing laws, regulations, their interpretations or the enactment of new laws or regulations could increase our costs of doing business and cause our net income to decline. If we fail to comply with these applicable laws and regulations, we could suffer civil or criminal penalties, including the loss of our licenses to operate and our ability to participate in federal and state reimbursement programs.

We are also subject to various routine and non-routine governmental reviews, audits and investigations. These audits include those conducted through the recovery audit contractor program and the zone program integrity contractor program, in which third party firms engaged by CMS conduct extensive reviews of claims data and non-medical and other records to identify potential improper payments under the Medicare Program. In recent years, federal and state civil and criminal enforcement agencies have heightened and coordinated their oversight efforts related to the health care industry, including with respect to referral practices, cost reporting, billing practices, joint ventures and other financial relationships among health care providers. Although we have invested substantial time and effort in implementing policies and procedures to comply with laws and regulations, we could be subject to liabilities arising from violations. A violation of the laws governing our operations, or changes in the interpretation of those laws, could result in the imposition of fines, civil or criminal penalties, the termination of our rights to participate in federal and state-sponsored programs or the suspension or revocation of our licenses to operate. If we become subject to material fines or if other sanctions or other corrective actions are imposed upon us, we may suffer a substantial reduction in net income.

Current economic conditions and continued decline in spending by the Federal and State governments could adversely affect our results of operations and cash flows.

Worldwide economic conditions have significantly declined and will likely remain depressed for the foreseeable future. While our services are downturn has caused, and will likely continue to cause, restrictions on the federal and state governments' ability to obtain financing and a decline in spending. As a result, we may face reimbursement rate cuts or reimbursement delays from Medicare and Medicaid and other governmental payors, which could adversely impact our results of operations and cash flows.

If any of our agencies or facilities fail to comply with the conditions of participation in the Medicare program, that agency or facility could be terminated from Medicare, which could adversely affect our net service revenue and net income.

Our agencies and facilities must comply with the extensive conditions of participation in the Medicare program. These conditions of participation vary depending on the type of agency or facility, but, in general, require our agencies and facilities to meet specified standards relating to personnel, patient rights, patient care, patient records, administrative reporting and legal compliance. If an agency or facility fails to meet any of the Medicare conditions of participation, that agency or facility may receive a notice of deficiency from the applicable state surveyor. If that agency or facility then fails to institute a plan of correction to correct the deficiency within the time period provided by the state surveyor, that agency or facility could be terminated from the Medicare program. We respond in the ordinary course to deficiency notices issued by state surveyors and none of our facilities or agencies have ever been terminated from the Medicare program for failure to comply with the conditions of participation. Any termination of one or more of our agencies or facilities from the Medicare program for failure to satisfy the Medicare conditions of participation could adversely affect our net service revenue and net income.

The inability of our long-term acute care hospitals to maintain their certification as long-term acute care hospitals could have an adverse affect on our results of operations and cash flows.

If our LTACHs fail to meet or maintain the standards for Medicare certification as LTACHs, such as for average minimum patient length-of-stay and restrictions on sources of referral (e.g. 25 Percent rule), they will receive reimbursement under the prospective payment system applicable to general acute care hospitals rather than the system applicable to long-term acute care hospitals. Payments at rates applicable to general acute care hospitals would likely result in our LTACHs receiving less Medicare reimbursement than they currently receive for their patient services. If any of our LTACHs were subject to payment as general acute care hospitals, our net service revenue and net income would decline.

The implementation of new patient criteria for our LTACHs under the BBA 2013 will reduce the population of patients eligible for LTACH-PPS and change the basis upon which we are paid which could adversely affect our revenues and profitability.

The BBA 2013 creates new Medicare criteria and payment rules for our LTACHs. Under the new criteria, our LTACHs treating patients with at least a three-day prior stay in an acute care hospital intensive care unit and patients on prolonged mechanical ventilation admitted from an acute care hospital will continue to receive payment under LTACH-PPS rate. Other patients will continue to have access to LTACH care, but our LTACH will be paid at a “site-neutral rate” for these patients, based on the lesser of per diem Medicare rates paid for patients with the same diagnoses under IPPS or LTACH costs.

The effective date of the new patient criteria is October 1, 2015, followed by a two-year phase-in period tied to each LTACH’s cost reporting period. During the phase-in period, payment for patients receiving the site-neutral rate will be based 50% on the current LTACH-PPS rate and 50% on the new site-neutral rate. For our two LTACHs that have a cost reporting period starting before July 1 of each year, the phase-in will begin on June 1, 2016. For our six LTACHs that have a cost reporting period starting on or after July 1 of each year, the phase-in will begin on September 1, 2016.

We continue to analyze Medicare and internal data to estimate the number of our cases that will continue to be paid under the LTACH-PPS rate. At this time, we estimate that less than one-third of our current LTACH patients will be paid at the site-neutral rate under the new criteria once it is fully phased-in. The site-neutral payment rates will be based on the lesser of per diem Medicare rates paid for patients with the same diagnoses under IPPS or LTACH costs. There can be no assurance that these site-neutral payments will not be materially less than the payments currently provided under LTACH-PPS rates.

The additional patient criteria imposed by the BBA 2013 will reduce the population of patients eligible for LTACH-PPS rates and change the basis upon which our LTACHs are paid for other patients. In addition, the BBA 2013 will generate additional governmental regulations, including interpretations and enforcement actions surrounding those regulations. These changes could have a material adverse effect on our business, financial position, results of operations and liquidity.

Our hospice operations are subject to two annual Medicare caps. If any of our hospice providers exceeds such caps, our business and consolidated financial condition, results of operations and cash flows could be materially adversely affected.

Overall payments made by Medicare to each hospice provider number (generally corresponding to each of our hospice agencies) are subject to an inpatient cap amount and an overall payment cap amount, which are calculated and published by the Medicare fiscal intermediary on an annual basis covering the period from November 1 through October 31. If payments received under any of our hospice provider numbers exceeds either of these caps, we may be required to reimburse Medicare for payments received in excess of the caps, which could have a material adverse effect on our business and consolidated financial condition, results of operations and cash flows.

If the structures or operations of our joint ventures are found to violate the law, it could have a material adverse impact on our financial condition and consolidated results of operations.

Several of our joint ventures are with hospitals and physicians, which are governed by the federal Anti-Kickback Statute and similar state laws. These anti-kickback statutes prohibit the payment or receipt of anything of value in return for referrals of patients or services covered by governmental health care programs, such as Medicare. The OIG has published numerous safe harbors that exempt qualifying arrangements from enforcement under the federal Anti-Kickback Statute. We have sought to satisfy as many safe harbor requirements as possible in structuring our joint ventures. For example, each of our equity joint ventures with hospitals and physicians is structured in accordance with the following principles:

- the investment interest offered is not based upon actual or expected referrals by the hospital or physician;
- our joint venture partners are not required to make or influence referrals to the joint venture;
- at the time the joint venture is formed, each hospital or physician joint venture partner is required to make an actual capital contribution to the joint venture equal to the fair market value of his or her investment interest and is at risk to lose his or her investment;
- neither we nor the joint venture entity lends funds to or guarantees a loan to acquire interests in the joint venture for a hospital or physician; and
- distributions to our joint venture partners are based solely on their equity interests and are not affected by referrals from the hospital or physician.

Despite our efforts to meet the safe harbor requirements where possible, our joint ventures may not satisfy all elements of the safe harbor requirements.

If any of our joint ventures were found to be in violation of federal or state anti-kickback or physician referral laws, we could be required to restructure them or refuse to accept referrals from the physicians or hospitals with which we have entered into a joint venture. We also could be required to repay to Medicare amounts we have received pursuant to any prohibited referrals, and we could suffer civil or criminal penalties, including the loss of our licenses to operate and our ability to participate in federal and state health care programs. If any of our joint ventures were subject to any of these penalties, our business could be materially adversely affected. If the structure of any of our joint ventures were found to violate federal or state anti-kickback statutes or physician referral laws, we may be unable to implement our growth strategy, which could have an adverse impact on our future net income and consolidated results of operations.

The application of state certificate of need and permit of approval regulations and compliance with federal and state licensing requirements could substantially limit our ability to operate and grow our business.

Our ability to expand operations in a state will depend on our ability to obtain a state license to operate. States may have a limit on the number of licenses they issue. For example, Louisiana currently has a moratorium on the issuance of new home nursing agency licenses. We cannot predict whether this moratorium will be extended beyond this date or whether any other states in which we operate, or may wish to operate in the future, may adopt a similar moratorium.

As of December 31, 2014, we operated in 12 states that require health care providers to obtain prior approval, known as a certificate of need or a permit of approval, for the purchase, construction or expansion of health care facilities, to make certain capital expenditures or to make changes in services or bed capacity. The failure to obtain any requested certificate of need, permit of approval or other license could impair our ability to operate or expand our business.

Risk Factors Related to Capital and Liquidity

The condition of the financial markets, including volatility and weakness in the equity, capital and credit markets, could limit the availability and terms of debt and equity financing sources to fund the capital and liquidity requirements of our business.

Financial markets experienced significant disruptions over the past few years. These disruptions have impacted liquidity in the debt markets, making financing terms for borrowers less attractive and, in certain cases, significantly reducing the availability of certain types of debt financing. Despite the instability over the past few years within the financial markets nationally and globally, we have not experienced any individual lender limitations to extend credit under our revolving credit facility. However, the obligations of each of the lending institutions in our revolving credit facility are separate and the availability of future borrowings under our revolving credit facility could be impacted by further volatility and disruptions in the financial credit markets or other events. Our inability to access our revolving credit facility or refinance the revolving credit facility would have a material adverse effect on our business, financial positions, results of operations and liquidity.

Based on our current plan of operations, including acquisitions, we believe our existing cash balance, when combined with expected cash flows from operations and amounts available under our revolving credit facility, will be sufficient to fund our growth strategy and to meet our anticipated operating expenses, capital expenditures and debt service obligations for at least the next 12 months. If our future net service revenue or cash flow from operations is less than we currently anticipate, we may not have sufficient funds to implement our growth strategy. Further, we cannot readily predict the timing, size and success of our acquisition and internal development efforts and the associated capital commitments. If we do not have sufficient cash resources, our growth could be limited unless we are able to obtain additional equity or debt financing.

The agreement governing our revolving credit facility contains, and future debt agreements may contain, various covenants that limit our discretion in the operation of our business.

The agreement and instruments governing our revolving credit facility, and the agreements and instruments governing future debt agreements may contain various restrictive covenants that, among other things, require us to comply with or maintain certain financial tests and ratios that may restrict our ability to:

- incur more debt;
- redeem or repurchase stock, pay dividends or make other distributions;
- make certain investments;
- create liens;
- enter into transactions with affiliates;
- make unapproved acquisitions;
- merge or consolidate;
- transfer or sell assets; and/or
- make fundamental changes in our corporate existence and principal business.

In addition, events beyond our control could affect our ability to comply with and maintain such financial tests and ratios. Any failure by us to comply with or maintain all applicable financial tests and ratios and to comply with all applicable covenants could result in an event of default with respect to our revolving credit facility or any other future debt agreements. An event of default could lead to the acceleration of the maturity of any outstanding loans and the termination of the commitments to make further extensions of credit. Even if we are able to comply with all applicable covenants, the restrictions on our ability to operate our business at our sole discretion could harm our business by, among other things, limiting our ability to take advantage of financing, mergers, acquisitions and other corporate opportunities.

Our net service revenue is concentrated in a small number of states, which makes us sensitive to regulatory and economic changes in those states.

For the year ended December 31, 2014, our facilities in Louisiana, Tennessee, Mississippi, Alabama, and Arkansas accounted for approximately 62.7% of our net service revenue. Accordingly, any changes in the current demographic, economic, competitive, or regulatory conditions in these states could have an adverse effect on our business, financial condition, results of operations and cash flows. Medicaid changes in these states could also have a material adverse effect on our results of operations and cash flows.

Hurricanes or other adverse weather events could negatively affect the local economies in which we operate or disrupt our operations, which could have an adverse effect on our business or results of operations.

Our operations along coastal areas in the southern United States are particularly susceptible to hurricanes. Such weather events can disrupt our operations, result in damage to our properties and negatively affect the local economies in which we operate. Future hurricanes could affect our operations or the economies in those market areas and result in damage to certain of our facilities, the equipment located at such facilities or equipment rented to patients in those areas. Our business or results of operations may be adversely affected by these and other negative effects of future hurricanes. Although we maintain insurance coverage, we cannot guarantee that our insurance coverage will be adequate to cover any losses or that we will be able to maintain insurance at a reasonable cost in the future. If our losses from business interruption or property damage exceed the amount for which we are insured, our results of operations and financial condition would be adversely affected.

Delays in reimbursement may cause liquidity problems.

Our business is characterized by delays in reimbursement from the time we request payment for our services to the time we receive reimbursement or payment. A portion of our estimated reimbursement (60% for an initial episode of care and 50% for subsequent episodes of care) for each Medicare episode is billed at the commencement of the episode and we typically receive payment within approximately seven days. The remaining reimbursement is billed upon completion of the episode and is typically paid within 14 to 17 days from the billing date. If we have information system problems or issues arise with Medicare or other payors, we may encounter further delays in our payment cycle. For example, in the past we have experienced delays resulting from problems arising out of the implementation by Medicare of new or modified reimbursement methodologies or as a result of natural disasters, such as hurricanes. We have also experienced delays in reimbursement resulting from our implementation of new information systems related to our accounts receivable and billing functions. Any future timing delay may cause working capital shortages. As a result, working capital management, including prompt and diligent billing and collection, is an important factor in our consolidated results of operations and liquidity. Our working capital management procedures may not successfully negate this risk. Significant delays in payment or reimbursement could have an adverse impact on our liquidity and financial condition.

Risk Factors Related to Operations and Our Growth Strategy

We could be required to record a material non-cash charge to income if our recorded goodwill or intangible assets are impaired.

Goodwill and other intangible assets represent a significant portion of the assets on our balance sheet and are assessed for impairment annually or whenever circumstances indicate potential impairment. The goodwill assessment includes comparing the fair value of each reporting unit to the carrying value of the assets assigned to the reporting unit. If the carrying value of the reporting unit were to exceed our estimate of fair value of the reporting unit, we would be required to estimate the fair value of the individual assets and liabilities within the reporting unit to ascertain the fair value of goodwill. If we determine that the fair value is less than our book value, we could be required to record a non-cash impairment charge to our consolidated statements of operations, which could have a material adverse effect on our earnings, debt covenants and ability to access capital.

We assess other intangible assets, such as trade names and licenses, individually, based on expected revenue and cash flows to be generated by those assets. Specific economic factors and conditions attributed to local agencies could cause these expected revenue and cash flows to decrease. If we determine that the fair value is less than the carrying value, we could be required to record material non-cash impairment charges, which could have a material adverse effect on our earnings, debt covenants and ability to access capital.

Our allowance for contractual adjustments and doubtful accounts may not be sufficient to cover uncollectible amounts.

On an ongoing basis, we estimate the amount of Medicare, Medicaid and private insurance receivables that we will not be able to collect. This allows us to calculate the expected loss on our receivables for the period we are reporting. Our allowance for contractual adjustments and doubtful accounts may underestimate actual uncollectible receivables for various reasons, including:

- adverse changes in our estimates as a result of changes in payor mix and related collection rates;
- inability to collect funds due to missed filing deadlines or inability to prove that timely filings were made;
- adverse changes in the economy generally exceeding our expectations; or
- unanticipated changes in reimbursement from Medicare, Medicaid and private insurance companies.

If our allowance for contractual adjustments and doubtful accounts is insufficient to cover losses on our receivables, our business, financial position and results of operations could be materially adversely affected.

Changes in the case mix of patients, as well as payor mix and payment methodologies, may have a material adverse effect on our results of operations and cash flows.

The sources and amounts of our patient revenue are determined by a number of factors, including the mix of patients and the rates of reimbursement among payors. Generally, we receive higher reimbursement for services rendered under Medicare. Changes in the case mix of the patients, payment methodologies or payor mix among private pay, Medicare and Medicaid may significantly affect our results of operations and cash flows.

Shortages in qualified nurses and other health care professionals could increase our operating costs significantly or constrain our ability to grow.

We rely on our ability to attract and retain qualified nurses and other health care professionals. The availability of qualified nurses nationwide has declined in recent years and competition for these and other health care professionals has increased and, therefore, salary and benefit costs have risen accordingly. Our ability to attract and retain nurses and other health care professionals depends on several factors, including our ability to provide desirable assignments and competitive benefits and salaries. We may not be able to attract and retain qualified nurses or other health care professionals in the future. In addition, the cost of attracting and retaining these professionals and providing them with attractive benefit packages may be higher than anticipated which could cause our net income to decline. Moreover, if we are unable to attract and retain qualified professionals, the quality of services offered to our patients may decline or our ability to grow may be constrained.

If we are required to either repurchase or sell a substantial portion of the equity interests in our joint ventures, our capital resources and financial condition could be materially adversely impacted.

Upon the occurrence of fundamental changes to the laws and regulations applicable to our joint ventures, or if a substantial number of our joint venture partners were to exercise the buy/sell provisions contained in many of our joint venture agreements, we may be obligated to purchase or sell the equity interests held by us or our joint venture partners. In some instances, the purchase price under these buy/sell provisions is based on a multiple of the historical or future earnings before income taxes, depreciation and amortization of the equity joint venture at the time the buy/sell option is exercised. In other instances, the buy/sell purchase price will be negotiated by the partners but will be subject to a fair market valuation process. In the event the buy/sell provisions are exercised and we lack sufficient capital to purchase the interest of our joint venture partners, we may be obligated to sell our equity interest in these joint ventures. If we are forced to sell our equity interest, we will lose the benefit of those particular joint venture operations. If these buy/sell provisions are exercised and we choose to purchase the interest of our joint venture partners, we may be obligated to expend significant capital in order to complete such acquisitions. If either of these events occurs, our net service revenue and net income could decline or we may not have sufficient capital necessary to implement our growth strategy.

If we are unable to maintain relationships with existing referral sources or establish new referral sources, our growth and net income could be adversely affected.

Our success depends significantly on referrals from physicians, hospitals and other health care providers in the communities in which we deliver our services. Our referral sources are not obligated to refer business to us and may refer business to other health care providers. We believe many of our referral sources refer business to us as a result of the quality of patient care provided by our local employees in the communities in which our agencies and facilities are located. If we are unable to retain these employees, our referral sources may refer business to other health care providers. Our loss of, or failure to maintain, existing relationships or our failure to develop new relationships could adversely affect our ability to expand our operations and operate profitably.

LHC GROUP

We face competition, including from competitors with greater resources, which may make it difficult for us to compete effectively as a provider of post-acute health care services.

We compete with local and regional home nursing and hospice companies, hospitals and other businesses that provide post-acute health care services, some of which are large, established companies that have significantly greater resources than we do. Our primary competition comes from local operators in each of our markets. We expect our competitors to develop joint ventures with providers, referral sources and payors, which could result in increased competition. The introduction by our competitors of new and enhanced service offerings, in combination with industry consolidation and the development of competitive joint ventures, could cause a decline in net service revenue and loss of market acceptance of our services. Future increases in competition from existing competitors or new entrants may limit our ability to maintain or increase our market share. We may not be able to compete successfully against current or future competitors and competitive pressures may have a material adverse impact on our business, financial condition and results of operations.

We may close additional underperforming agencies in the future.

We regularly review the performance of our various agencies. Our review considers the current financial performance, market penetration, forecasted market growth and current and future reimbursement payment forecasts. During 2014, we incurred exit activity costs of \$2.3 million in connection with the closure of certain underperforming agencies, including lease termination payments, relocation costs, severance costs and asset and intangible write-offs.

We will continue to monitor the performance of our agencies on an ongoing basis, and additional closures may from time to time occur in the future. If we take any further action to close agencies, we will incur additional costs and expenses, which may require us to record significant charges in future periods. While any such closures would be made in connection with our constant efforts to improve our profitability, associated charges would have a negative impact on our revenue and possibly our operating results during the short-term.

Future acquisitions may be unsuccessful and could expose us to unforeseen liabilities. Further, our acquisition and internal development activity may impose strains on our existing resources.

Our growth strategy involves the acquisition of home nursing agencies and facilities throughout the United States. These acquisitions involve significant risks and uncertainties, including difficulties integrating acquired personnel and other corporate cultures into our business, the potential loss of key employees or patients of acquired agencies and the assumption of liabilities and exposure to unforeseen liabilities of acquired agencies. We may not be able to fully integrate the operations of the acquired businesses with our current business structure in an efficient and cost-effective manner. The failure to effectively integrate any of these businesses could have a material adverse effect on our operations.

We generally structure our acquisitions as asset purchase transactions in which we expressly state that we are not assuming any pre-existing liabilities of the seller and obtain indemnification rights from the previous owners for acts or omissions arising prior to the date of such acquisitions. However, the allocation of liability arising from such acts or omissions between the parties could involve the expenditure of a significant amount of time, manpower and capital. Further, the former owners of the agencies and facilities we acquire may not have the financial resources necessary to satisfy our indemnification claims relating to pre-existing liabilities. If we were unsuccessful in a claim for indemnification from a seller, the liability imposed could materially adversely affect our operations.

In addition, as we continue to expand our markets, our growth could strain our resources, including management, information and accounting systems, regulatory compliance, logistics and other internal controls. Our resources may not keep pace with our anticipated growth. If we do not manage our expected growth effectively, our future prospects could be affected adversely.

We may face increased competition for attractive acquisition and joint venture candidates.

We intend to continue growing through the acquisition of additional home-based agencies and the formation of joint ventures with hospitals for the operation of home-based agencies. We face competition for acquisition and joint venture candidates, which may limit the number of acquisition and joint venture opportunities available to us or lead to the payment of higher prices for our acquisitions and joint ventures. We cannot guarantee that we will be able to identify suitable acquisition or joint venture opportunities in the future or that any such opportunities, if identified, will be consummated on favorable terms, if at all. Without successful acquisitions or joint ventures, our future growth rate could decline. In addition, we cannot guarantee that any future acquisitions or joint ventures, if consummated, will result in further growth.

Federal regulation may impair our ability to consummate acquisitions or open new agencies.

Changes in federal laws or regulations may materially adversely impact our ability to acquire home nursing agencies or open new start-up home nursing agencies. For example, CMS has adopted a regulation known as the “36 Month Rule” that is applicable to home health agency acquisitions. Subject to certain exceptions, the 36 Month Rule prohibits buyers of certain home health agencies – those that either enrolled in Medicare or underwent a change in ownership fewer than 36 months prior to the acquisitions – from assuming the Medicare billing privileges of the acquired agency. Instead, the acquired home health agencies must enroll as new providers with Medicare. As a result, the 36 Month Rule may further increase competition for acquisition targets that are not subject to the rule, and may cause significant Medicare billing delays for the purchases of home health agencies that are subject to the rule.

We are subject to a corporate integrity agreement and could be subject to substantial monetary penalties or suspension of participation in federal health care programs for noncompliance.

On September 29, 2011, we entered into a corporate integrity agreement (“CIA”) with the Office of Inspector General of the Department of Health and Human Services. The CIA imposes certain auditing, self-reporting and training requirements that we must comply with. Failure to comply with certain obligations may lead to the imposition of monetary penalties and/or exclusion from participation in the federal health care programs. The imposition of monetary penalties would adversely affect our profitability. An exclusion from participation in the federal health care programs would have a material adverse effect on our financial condition as a substantial portion of our net service revenue is attributable to payments received under the Medicare and Medicaid programs.

If we are subject to substantial malpractice or other similar claims, it could materially adversely impact our results of operations and financial condition.

The services we offer have an inherent risk of professional liability and substantial damage awards. We, and the nurses and other health care professionals who provide services on our behalf, may be the subject of medical malpractice claims. These nurses and other health care professionals could be considered our agents and, as a result, we could be held liable for their medical negligence. We cannot predict the effect that any claims of this nature, regardless of their ultimate outcome, could have on our business or reputation or on our ability to attract and retain patients and employees. We maintain malpractice liability insurance that provides primary coverage on a claims-made basis of \$1.0 million per incident and \$3.0 million in annual aggregate amounts. In addition, we maintain multiple layers of umbrella coverage in the aggregate amount of \$40.0 million that provide excess coverage for professional malpractice and other liabilities. We are responsible for deductibles and amounts in excess of the limits of our coverage. Claims that could be made in the future in excess of the limits of such insurance, if successful, could materially adversely affect our financial condition. In addition, our insurance coverage may not continue to be available to us at commercially reasonable rates, in adequate amounts or on satisfactory terms.

Failure of, or problems with, our critical software or information systems could harm our business and operating results.

We depend upon reliable and secure information systems to provide valuable tools by which we manage our business, comply with legal requirements and provide services. In addition to our Service Value Point system, our business is also substantially dependent on non-proprietary software. We utilize a third-party software information system for billing and maintaining patient claim receivables for our LTACHs. Our systems require constant maintenance and upgrading to preserve and enhance system capabilities and security. Problems with, or the failure of, our information systems or software could negatively impact our clinical performance and our management and reporting capabilities. Any significant problems with or failures of our information systems or software could materially and adversely affect our operations and reputation, result in significant costs to us, cause delays in our ability to bill Medicare or other payors for our services, or impair our ability to provide our services in the future. The costs incurred in correcting any errors or problems with our proprietary and non-proprietary software may be substantial and could adversely affect our net income. Our agencies also depend upon our information systems for accounting, billing, collections, risk management, quality assurance, payroll, education tracking and operational performance. If we experience a reduction in the performance, reliability, availability or accuracy of our information systems, our operations and financial performance, and ability to report timely and accurate information, could be adversely affected.

Operations that we acquire must be integrated into our various information systems in an efficient and effective manner. For certain aspects, we rely upon third party contractors to assist us with those activities. If we are unable to integrate and transition any acquired business into our information systems, due to our failures or any failure of our third party contractors, we could incur unanticipated expenses, suffer disruptions in service, experience regulatory issues and lose revenue from the operation of such business.

Our information systems are networked via public network infrastructure and standards based encryption tools that meet regulatory requirements for transmission of protected health information over such networks. We have installed privacy protection systems on our network and point-of-care devices to prevent unauthorized access to proprietary, sensitive and legally protected information. However, threats from computer viruses, instability of the public network on which our data transit relies, or other instances that might render those networks unstable or disabled would create operational difficulties for us, including difficulties effectively transmitting claims and maintaining efficient clinical oversight of our patients, as well as disrupting revenue reporting and billing and collections management, which could adversely affect our business or operations. If personal or protected information of our patients, employees or others with whom we do business is tampered with, stolen or otherwise improperly accessed, we may incur additional fines and penalties associated with the breach of security or take other action with respect to judicial or regulatory actions arising out of the incident, including under HIPAA or other judicial acts, as applicable.

Our information systems are also subject to damage or service interruption due to natural disasters, floods, fires, loss of power, loss of telecommunications connectivity, and other events that may be beyond our immediate control. While we maintain and test various disaster recovery plans and procedures, our failure to successfully implement and execute upon such plans and procedures, and restore the full operational capabilities of our information systems and software in an effective and efficient manner, could have a material adverse effect on the functionality of our information systems and our business, financial condition, results of operations and cash flows, and cause a possible significant disruption of our operations and services.

Our inability to effectively and timely transition to the new ICD-10 coding system could disrupt our operations.

CMS has mandated that all providers implement the use of new patient codes for medical coding, referred to as ICD-10 codes, on or before October 1, 2015. This mandate substantially increases the number of medical billing codes by which we will seek reimbursement, increasing the complexity of submitting claims for reimbursement. If this mandate is implemented as currently planned, claims that we submit to CMS after October 1, 2015 must use ICD-10 codes or such claims will not be paid. Transition to the new ICD-10 system will require alterations to our clinical software systems, as well as training our staff involved in the coding and billing processes. In addition to these upfront costs of transition to ICD-10, it is possible that we could experience disruption or delays in payment due to implementation issues, including software errors, coding errors or a decrease in the productivity of our staff involved in coding and billing processes. Any such delays in payment could disrupt our operations and materially and adversely affect our business.

Our failure to negotiate favorable managed care contracts, or our loss of existing favorable managed care contracts, could have a material adverse effect on our business and consolidated financial condition, results of operations and cash flows.

One of our strategies is to diversify our payor sources by increasing the business we do with managed care companies, and we strive to secure favorable contracts with managed care payors. However, we may not be successful in these efforts. Additionally, there is a risk that any favorable managed care contracts that we can secure may be terminated on short notice, since managed care contracts typically permit the payor to terminate without cause, typically on 60 days notice. Such provisions can provide payors with leverage to reduce volume or obtain favorable pricing. Our failure to negotiate, secure and maintain favorable managed care contracts could have a material adverse effect on our business and consolidated financial condition, results of operations and cash flows.

Risk Factors Related to Our Ownership and Management

Start-up home nursing agencies can be delayed from opening in a timely manner due to processing or regulatory approvals.

There can be delays associated with opening a de novo home nursing agency. These delays are the result of processing delays with the state regulatory bodies as well as processing delays by the associated fiscal intermediaries that serve as billing liaisons between the home nursing agency and CMS. To initiate operations at a de novo home nursing agency, we must submit the necessary applications along with the required documentation to the appropriate state and federal regulatory bodies. However, CMS has issued a memorandum which prioritizes the initial surveys for new Medicare providers as lowest priority for the state regulatory bodies. Moreover, depending on state requirements, the fiscal intermediary may need to receive the state license before the approval process can move forward. Once the necessary application and documentation has been submitted to the state and federal regulatory bodies, there is a testing period of transmitting data from the applicant to CMS. Once complete, the home nursing agency receives a provider agreement and corresponding number and can begin billing. If we are unable to obtain regulatory approval for our de novo home nursing agencies in a timely manner, such delays could have a material adverse effect on our business and our consolidated financial condition, results of operations and cash flows.

As a holding company, we have no material assets or operations of our own.

We are a holding company with no material assets or operations of our own. Accordingly, our ability to service our debt and pay dividends, if any, is dependent upon the earnings from the business conducted by our subsidiaries. The distributions of those earnings or advances or other distributions of funds by these subsidiaries to us are contingent upon the subsidiaries' earnings and are subject to various business considerations. In addition, distributions by subsidiaries could be subject to statutory restrictions, including state laws requiring that the subsidiary be solvent, or contractual restrictions. If our subsidiaries are unable to make sufficient distributions or advances to us, we may not have the cash resources necessary to service our debt or pay dividends.

The loss of certain executive management or key employees could have a material adverse effect on our operations and financial performance.

Our success depends upon the continued employment of our executive management team and key employees and our ability to retain and motivate these individuals. If we lose the services of one or more of our executive officers or key employees, we may not be able to successfully manage our business, achieve our business goals or replace them with equally qualified personnel. The loss of any of our executive officers or key employees could have a material adverse effect on our operations and financial performance.

Our executive officers and directors and their affiliates hold a substantial portion of our outstanding shares of common stock and could exercise significant influence over matters requiring stockholder approval, regardless of the wishes of other stockholders.

Our executive officers and directors and individuals or entities affiliated with them, beneficially own an aggregate of approximately 28.7% of our outstanding shares of common stock as of December 31, 2014. The interests of these stockholders may differ from other stockholders' interests. If they were to act together, these affiliated stockholders would be able to significantly influence all matters that our stockholders vote upon, including the election of directors, business combinations, the amendment of our certificate of incorporation and other significant corporate actions.

Certain provisions of our charter, bylaws, and Delaware law may delay or prevent a change in control of the Company.

Delaware law and our governing documents contain provisions that may enable our Board of Directors to resist a change in control of the Company. These provisions include:

- a staggered Board of Directors;
- limitations on persons authorized to call a special meeting of stockholders;
- the authorization of undesignated preferred stock, the terms of which may be established and shares of which may be issued without stockholder approval; and
- advance notice procedures required for stockholders to nominate candidates for election as directors or to bring matters before an annual meeting of stockholders.

LHC GROUP

These anti-takeover defenses could discourage, delay or prevent a transaction involving a change in control of the Company. These provisions could also discourage proxy contests and make it more difficult for stockholders to elect directors or cause us to take other corporate actions.

We have implemented other anti-takeover provisions or provisions that could have an anti-takeover effect. These provisions and others that our Board of Directors may adopt hereafter, may discourage offers to acquire us and may permit our Board of Directors to choose not to entertain offers to purchase us, even if such offers include a substantial premium to the market price of our common stock. Therefore, our stockholders may be deprived of opportunities to profit from a sale of control.

Our common stock is traded infrequently, which may cause volatility in our stock price, including a decline in value.

We have a relatively low volume of daily trades in our common stock on the NASDAQ Global Select Market ("NASDAQ"). For example, the average daily trading volume of our common stock on NASDAQ over the three-month trading period ending March 9, 2015 was approximately 73,570 shares per day. Because our common stock is traded infrequently, the price per share of our common stock can fluctuate more significantly from day-to-day than a widely held stock that is actively traded on a daily basis. For example, trading of a large volume of our common stock may have a significant impact on the trading price of our common stock. In addition, future issuances of our common stock, including the exercise of any options or the vesting of any restricted stock that we may grant to directors, executive officers and other employees in the future and the issuance of our common stock in connection with acquisitions, could have an adverse effect on the market price of our common stock.

If we identify deficiencies in our internal control over financial reporting, our business and our stock price could be adversely affected.

We are required to report on the effectiveness of our internal control over financial reporting as required by Section 404 of Sarbanes-Oxley. Under Section 404, we are required to assess the effectiveness of our internal control over financial reporting and report our conclusion in our annual report. Our independent registered public accounting firm is also required to report its conclusion regarding the effectiveness of our internal control over financial reporting. The existence of one or more material weaknesses would require us and our auditor to conclude that our internal control over financial reporting is not effective. If material weaknesses in our internal control over financial reporting are identified, we could be subject to regulatory scrutiny and a loss of public confidence in our financial reporting, which could have an adverse effect on our business and price of our common stock.

Item 1B. Unresolved Staff Comments.

We have no unresolved written comments from the staff of the SEC regarding our periodic or current reports filed under the Exchange Act.

Item 2. Properties.

Our principal executive offices are located in three properties in Lafayette, Louisiana. These are as follows:

| Square Footage | Lease Commenced Dates | Lease Expiration Dates |
|----------------|-----------------------|------------------------|
| 22,571 | March 1, 2004 | December 31, 2021 |
| 28,768 | December 27, 2008 | December 31, 2021 |
| 9,220 | February 1, 2015 | January 1, 2018 |

Of our 292 owned and/or operated home-based service locations and 38 owned and/or operated hospice service locations, three are owned by us and the remaining locations are in leased facilities. Most of our home-based service locations and hospice service locations are located in general commercial office space. Generally, the leases have initial terms of one year, but range from one to five years. Most of the leases either contain multiple options to extend the lease period in one-year increments or convert to a month-to-month lease upon the expiration of the initial term.

Eight of our LTACHs are HWHs, meaning we have a lease or sublease for space with the host hospital. Generally, our leases or subleases for LTACHs have initial terms of five years, but range from three to ten years. Most of our leases and subleases for our LTACHs contain multiple options to extend the term in one-year increments. The following table shows our locations of our home-based, hospice services and facility-based services facilities as of December 31, 2014:

| | Home-Based Services | Hospice Services | Facility-Based Services |
|----------------|---------------------|------------------|-------------------------|
| Louisiana | 41 | 6 | 10 |
| Mississippi | 35 | 4 | — |
| Tennessee | 33 | 2 | — |
| Kentucky | 30 | — | — |
| Alabama | 28 | 6 | — |
| Arkansas | 18 | 5 | — |
| West Virginia | 16 | 3 | — |
| Washington | 10 | 4 | — |
| Illinois | 9 | — | — |
| Maryland | 9 | — | — |
| Texas | 9 | — | — |
| Georgia | 8 | — | — |
| Missouri | 6 | 3 | — |
| North Carolina | 6 | 1 | — |
| California | 4 | — | — |
| Colorado | 4 | — | — |
| Idaho | 4 | 2 | — |
| Oregon | 4 | — | — |
| Virginia | 4 | — | — |
| Arizona | 2 | — | — |
| Florida | 2 | — | — |
| Ohio | 2 | — | — |
| Massachusetts | 1 | — | — |
| Minnesota | 1 | — | — |
| Nevada | 1 | — | — |
| Oklahoma | 1 | — | — |
| Rhode Island | 1 | — | — |
| South Carolina | 1 | 2 | — |
| Utah | 1 | — | — |
| Wisconsin | 1 | — | — |
| | 292 | 38 | 10 |

Item 3. Legal Proceedings.

We are involved in various legal proceedings arising in the ordinary course of business. Although the results of legal proceedings cannot be predicted with certainty, management believes the outcome of pending proceedings will not have a material adverse effect on our condensed consolidated financial statements, after considering the effect of our insurance coverage.

On June 13, 2012, a putative shareholder securities class action was filed against the Company and its Chairman and Chief Executive Officer in the United States District Court for the Western District of Louisiana, styled City of Omaha Police & Fire Retirement System v. LHC Group, Inc., et al., Case No. 6:12-cv-1609-JTT-CMH. The action was filed on behalf of LHC shareholders who purchased shares of the Company's common stock between July 30, 2008 and October 26, 2011. Plaintiff generally alleges that the defendants caused false and misleading statements to be issued in violation of Section 10(b) of the Securities Exchange Act of 1934, as amended ("the Exchange Act") and Rule 10b-5 promulgated thereunder and that the Company's Chairman and Chief Executive Officer is a control person under Section 20(a) of the Exchange Act. On November 2, 2012, Lead Plaintiff City of Omaha Police & Fire Retirement System filed an Amended Complaint for Violations of the Federal Securities Laws ("the Amended Complaint") on behalf of the same putative class of LHC shareholders as the original Complaint. In addition to claims under Sections 10(b) and 20(a) of the Exchange Act, the Amended Complaint added a claim against the Chairman and Chief Executive Officer for violation of Section 20A of the Exchange Act. The Company believes these claims are without merit. On December 17, 2012, the Company and the Chairman and Chief Executive Officer filed a motion to dismiss the Amended Complaint, which was denied by Order dated March 15, 2013. On June 16, 2014, following mediation, the parties entered into a Stipulation of Settlement. On August 5, 2014, the District Court entered an Order Preliminarily Approving Settlement and Providing for Notice. The District Court held a final fairness hearing on December 11, 2014 and issued two Report and Recommendations on February 11, 2015 approving the settlement plan of allocation and Lead Plaintiff's fees and expenses. On March 3, 2015, the District Court entered its Judgments adopting the Report and Recommendations previously issued. The Company's insurance carrier will fund the entire \$7.9 million settlement amount. The Company's balance sheet reflects the entire settlement in current assets as a receivable due from insurance carrier and correspondingly reflects the entire settlement in current liabilities as a legal settlement payable.

On October 18, 2013, a derivative complaint was filed by a purported Company shareholder against certain of the Company's current and former executive officers, employees and members of its Board of Directors in the United States District Court for the Western District of Louisiana, styled Plummer v. Myers, et al., Case No. 6:13-cv-2899-JTT-CMH. The action was brought derivatively on behalf of the Company, which is also named as a nominal defendant. Plaintiff generally alleges that the individual defendants breached their fiduciary duties owed to the Company. The complaint also alleges claims for insider selling and unjust enrichment against the Company's Chairman and Chief Executive Officer and the Company's former President and Chief Operating Officer.

On December 30, 2013, a related derivative complaint was filed by a purported Company shareholder against certain of the Company's current and former executive officers, employees and members of its Board of Directors in the United States District Court of the Western District of Louisiana, styled McCormack v. Myers, et al., Case No. 6:13-cv-3301-JTT-CMH. The action was brought derivatively on the Company's behalf and the Company was also named as a nominal defendant. Plaintiff generally alleges that the individual defendants breached their fiduciary duties owed to the Company and wasted corporate assets. Plaintiff also alleges that the Company's Chairman and Chief Executive Officer caused false and misleading statements to be issued in violation of Section 10(b) of the Exchange Act and Rule 10b-5 promulgated thereunder and that the Company's Directors are control persons under Section 20(a) of the Exchange Act. The complaint also alleges claims for insider selling, misappropriation of information and unjust enrichment against the Company's Chairman and Chief Executive Officer and the Company's former President and Chief Operating Officer.

On March 25, 2014, the McCormack derivative action was consolidated with the Plummer derivative action described above and stayed pending the conclusion of expert discovery in the related City of Omaha shareholder securities class action described above. The parties are presently discussing future case scheduling. The Company believes these claims are without merit and intends to defend this consolidated lawsuit vigorously. The Company cannot predict the outcome or effect of this consolidated lawsuit, if any, on the Company's financial condition and results of operations.

Except as discussed above, we are not aware of any pending or threatened investigations involving allegations of potential wrongdoing.

Item 4. Mine Safety Disclosures.

Not applicable.

PART II

Item 5. Market for Registrant's Common Equity, Related Stockholder Matters and Issuer Purchases of Equity Securities

Sales of Unregistered Common Stock

None.

Market Information and Holders

Our common stock trades on the NASDAQ Global Select Market ("NASDAQ") under the symbol "LHCG." As of March 6, 2015, there were approximately 200 registered holders of record of our common stock.

Dividend Policy

We have not paid any dividends on our common stock since our initial public offering in 2005 and do not anticipate paying dividends in the foreseeable future. We currently intend to retain future earnings, if any, to support the development and growth of our business. Payment of future dividends, if any, will be at the discretion of our Board of Directors and subject to any requirements under our credit facility or any future debt instruments.

Price Range of Common Stock

The following table provides the high and low prices of our common stock during each quarter in 2014 and 2013 as quoted by NASDAQ:

| | High | Low |
|----------------|---------|---------|
| 2014 | | |
| Fourth Quarter | \$31.46 | \$22.74 |
| Third Quarter | 25.77 | 21.30 |
| Second Quarter | 22.30 | 19.90 |
| First Quarter | 24.59 | 21.80 |
| 2013 | | |
| Fourth Quarter | \$24.59 | \$19.79 |
| Third Quarter | 26.49 | 19.30 |
| Second Quarter | 23.50 | 19.58 |
| First Quarter | 22.67 | 20.08 |

The closing price of our common stock as reported by NASDAQ on March 4, 2015 was \$34.40.

Performance Graph

This item is incorporated by reference from our annual report to stockholders for the fiscal year ended December 31, 2014.

Issuer Purchases of Equity Securities

In October 2010, our Board of Directors authorized a program to repurchase shares of our common stock, par value \$0.01 per share, from time to time, in an amount not to exceed \$50.0 million ("Stock Repurchase Program"). We anticipate that we will finance the Stock Repurchase Program with cash from general corporate funds or draws under our credit facility, the terms of which allow us to purchase up to \$50.0 million of our common stock without obtaining approval from the bank group that holds our debt. We may repurchase shares of our common stock in open market purchases or in privately negotiated transactions in accordance with applicable securities laws, rules and regulations. The timing and extent to which we repurchase our shares will depend upon market conditions and other corporate considerations.

We account for the repurchase of shares of our common stock under the cost method. We use the average cost method upon the subsequent reissuance of treasury shares. During the twelve months ended December 31, 2014 and 2013, no shares were repurchased. During the twelve months ended December 31, 2012, we repurchased 1,540,813 shares of common stock at an aggregate cost of \$27.0 million, including commissions, or an average cost per share of \$17.52. The remaining dollar value of shares authorized to be purchased under the share repurchase program was \$22.5 million at December 31, 2014.

Item 6. Selected Financial Data.

The selected consolidated financial data presented below is derived from our audited consolidated financial statements for each of the years in the five year period ended December 31, 2014. The financial data for the years ended December 31, 2014, 2013 and 2012 should be read together with our consolidated financial statements and related Notes included in Part II, Item 7. Management's Discussion and Analysis of Financial Condition and Results of Operations and Item 8. Financial Statements and Supplementary Data included herein (amounts in thousands, except share and per share data).

| Year Ended December 31, | 2014 | 2013 | 2012 | 2011 | 2010 |
|---|------------|------------|------------|------------|------------|
| Consolidated Statements of Operations Data: | | | | | |
| Net service revenue | \$ 733,632 | \$ 658,283 | \$ 637,569 | \$ 633,872 | \$ 631,567 |
| Gross margin | 298,857 | 274,819 | 271,817 | 281,526 | 305,046 |
| Operating income (loss) | 45,486 | 46,737 | 54,305 | (6,382) | 95,602 |
| Income (loss) from continuing operations | 28,752 | 29,146 | 35,428 | (3,651) | 64,546 |
| Net income (loss) attributable to LHC Group, Inc. | 21,837 | 22,342 | 27,440 | (13,244) | 48,759 |
| Change in the redemption value of redeemable noncontrolling interests | — | — | — | — | 41 |
| Net income (loss) available to LHC Group, Inc.'s common stockholders | 21,837 | 22,342 | 27,440 | (13,244) | 48,800 |
| Net income (loss) attributable to LHC Group Inc.'s common stockholders per basic share: | \$ 1.27 | \$ 1.31 | \$ 1.54 | \$ (0.73) | \$ 2.69 |
| Net income (loss) attributable to LHC Group Inc.'s common stockholders per diluted share: | \$ 1.26 | \$ 1.30 | \$ 1.53 | \$ (0.73) | \$ 2.68 |
| Weighted average shares outstanding: | | | | | |
| Basic | 17,229,026 | 17,049,794 | 17,853,321 | 18,265,118 | 18,119,183 |
| Diluted | 17,315,333 | 17,132,751 | 17,899,195 | 18,265,118 | 18,226,091 |
| As of December 31, | 2014 | 2013 | 2012 | 2011 | 2010 |
| Consolidated Balance Sheet Data: | | | | | |
| Cash | \$ 531 | \$ 14,014 | \$ 9,720 | \$ 256 | \$ 288 |
| Total assets | 491,739 | 422,226 | 386,894 | 396,376 | 357,305 |
| Total debt | 61,008 | 23,212 | 19,500 | 34,820 | — |
| Total LHC Group, Inc. stockholders' equity | 318,639 | 293,009 | 268,181 | 263,683 | 273,741 |

Item 7. Management's Discussion and Analysis of Financial Condition and Results of Operations.

The following discussion and analysis contains forward-looking statements about our future revenues, operating results, plans and expectations. Forward-looking statements are based on a number of assumptions and estimates that are inherently subject to significant risks and uncertainties and our results could differ materially from the results anticipated by our forward-looking statements as a result of many known or unknown factors, including, but not limited to, those factors discussed in Part I, Item 1A. Risk Factors. Also, please read the "Cautionary Statement Regarding Forward-Looking Statements" set forth at the beginning of this Annual Report on Form 10-K.

Please read the following discussion in conjunction with Part 1 of this Annual Report on Form 10-K as well as our Consolidated Financial Statements and the related Notes contained elsewhere in this Annual Report on Form 10-K.

Overview

We provide post-acute health care services primarily to Medicare beneficiaries throughout the United States, through our home nursing agencies, community-based services agencies, hospices and LTACHs. Our net service revenue increased \$75.3 million to \$733.6 million for the year ending December 31, 2014, from \$658.3 million for the year ending December 31, 2013. During 2014, we acquired 52 agencies, such that, as of December 31, 2014, we operated 340 locations in the following 30 states: Alabama, Arizona, Arkansas, California, Colorado, Florida, Georgia, Idaho, Illinois, Kentucky, Louisiana, Maryland, Massachusetts, Minnesota, Mississippi, Missouri, Nevada, North Carolina, Ohio, Oklahoma, Oregon, Rhode Island, South Carolina, Tennessee, Texas, Utah, Virginia, Washington, West Virginia and Wisconsin.

Segments

We operate in three segments for financial reporting purposes: home-based services, hospice services, and facility-based services. As of December 31, 2014, 2013 and 2012, our net service revenue was derived from each of our segments as follows:

| Type of Segment | 2014 | 2013 | 2012 |
|-------------------------|--------|--------|--------|
| Home-Based Services | 80.8% | 80.0% | 80.5% |
| Hospice Services | 9.2 | 8.5 | 7.9 |
| Facility-Based Services | 10.0 | 11.5 | 11.6 |
| | 100.0% | 100.0% | 100.0% |

Through our home-based services segment we offer a wide range of services, including skilled nursing, community-based services, physical, occupational and speech therapy, medically-oriented social services and hospice care. As of December 31, 2014, our home-based services segment was comprised of the following service locations:

| Type of Service | Location |
|-------------------------|----------|
| Home Health | 275 |
| Community-Based Service | 13 |
| Specialty Services | 1 |
| Management Companies | 3 |
| | 292 |

Of our 292 home-based services locations, as of December 31, 2014, 176 are wholly-owned by us, 109 are majority-owned or controlled by us through equity joint ventures, four are controlled by us through license lease arrangements and the remaining three are management companies in which we have no ownership interest. We intend to increase the number of home nursing agencies and community-based services agencies that we operate through continued acquisitions and organic development.

Through our hospice services segment, we offer a wide range of services, including pain and symptom management, emotional and spiritual support, inpatient and respite care, homemaker services, and counseling. As of December 31, 2014, we operated 38 hospice locations, of which 25 are wholly-owned by us, 11 are majority-owned by us through equity joint ventures and two are controlled by us through license lease arrangements. We intend to increase the number of hospices that we operate through continued acquisitions and organic development.

LHC GROUP

We provide facility-based services principally through our LTACHs. As of December 31, 2014, we owned and operated six LTACHs with eight locations, of which all but one are located within host hospitals. We also operate a pharmacy and a family health center. Of these 10 facility-based services locations as of December 31, 2014, five are wholly-owned by us and five are controlled by us through equity joint ventures.

Development Activities

The following table provides a summary of our acquisitions, divestitures and internal development activities from January 1, 2012 through December 31, 2014. This table does not include the three management services agreements under which we manage the operations of three home nursing agencies, through our home-based services segment.

| | Home-Based Services | | Hospice Services | Facility-Based Services | |
|-----------------------------------|-----------------------|-------------------------------|------------------|--------------------------------|-----------|
| | Home Nursing Agencies | Specialty and Community-Based | Hospice Agencies | Long-Term Acute Care Hospitals | Specialty |
| Total at January 1, 2012 | 246 | 8 | 32 | 9 | 3 |
| Developed | — | — | — | — | — |
| Acquired | 3 | — | — | — | — |
| Divested/Merged | (18) | — | — | — | (1) |
| Total at January 1, 2013 | 231 | 8 | 32 | 9 | 2 |
| Developed | — | 1 | — | — | — |
| Acquired | 23 | — | 2 | — | — |
| Divested/Merged | — | — | — | — | — |
| Total at January 1, 2014 | 254 | 9 | 34 | 9 | 2 |
| Developed | 3 | — | 1 | — | — |
| Acquired | 40 | 6 | 6 | — | — |
| Divested/Merged | (22) | (1) | (3) | (1) | — |
| Total at December 31, 2014 | 275 | 14 | 38 | 8 | 2 |

Recent Developments

Home-Based Services

When the Patient Protection and Affordable Care Act (“PPACA”) was enacted in 2010, it changed a number of Medicare payment rates, including the reinstatement of the 3% home health rural add-on, which began on April 1, 2010 (expiring January 1, 2016). Other changes from PPACA that took effect on or after January 1, 2011 are:

- reducing the market basket adjustment to be determined by CMS for each of 2011, 2012 and 2013 by 1%;
- instituting a full productivity adjustment beginning in 2015; and
- rebasing of the base payment rate for Medicare beginning in 2014 and phasing in over a four year period.

On November 22, 2013, CMS issued a final rule (effective January 1, 2014) regarding payment rates for home health services provided during 2014, which includes the following elements:

- decrease base payment rate by 1.05%, which is made up of a market basket increase of 2.3%, rebasing decrease of 2.75% and HH PPS Grouper refinements decrease of 0.6%.
- reduce the average case-mix weight for 2014 from 1.3464 to 1.0000. To offset the effect of resetting the case mix average to 1.000, CMS will upwardly-adjust the national, standardized 60-day episode payment rate by the same factor that it used to decrease the weights from \$2,137.73 in 2013 to \$2,869.27 in 2014.
- remove 170 diagnosis codes from assignment to diagnosis groups within HH PPS Grouper.
- begin using ICD-10-CM codes within HH PPS Grouper. On April 1, 2014, the “Protecting Access to Medicare Act of 2014” HR4302 was signed, a provision of which delayed the conversion of ICD-10 by one year, to October 1, 2015.
- reduce rebasing amounts for 2014 through 2017 by an aggregate of \$80.95, which is 3.5% of 2010 rates or 2.75% of 2013 rates.

On October 30, 2014, CMS issued a final rule (effective January 1, 2015) regarding payment rates for home health services provided during 2015. The net impact of all policies in the rule is a reduction in Medicare payments of 0.3%. CMS estimates that freestanding proprietary agencies will have a 0.9% reduction in Medicare reimbursement compared with 2014 levels. The final rule includes the following elements:

- The national, standardized 60-day episode payment rate will increase from \$2,869.27 in 2014 to \$2,961.38 in 2015. This is a net 3.2% increase in standardized rate, due to application of (1) a wage index budget neutrality factor (+.24%) and (2) a case mix budget neutrality factor (+3.66%) to the 2014 standard rate which is offset by a recalibration of the case mix, then subtracting the rebasing adjustment of -\$80.95 (2.82% of 2014 rates), then applying the net market basket adjustment of +2.1% (Market Basket =+2.6%, Productivity Adjustment =-0.5%).
- The 2013 Office of Management and Budget (“OMB”) core-based statistical area (“CBSA”) designations for calculating wage indexes will be adopted. The proposed rule would update the HHA wage index using a 50/50 blend of the existing CBSA designations and the new CBSA designations outlined in a February 28, 2013, Office of Management and Budget bulleting, respectively. In this process, 37 counties will shift from urban to rural and 105 counties will shift from rural to urban.
- The face-to-face narrative requirement will be eliminated. CMS will only consider medical records from the patient’s certifying physician or discharging facility in determining initial eligibility for Medicare’s home health benefit. Physician claims for certification/re-certification of eligibility (not the face-to-face encounter visit) will be considered a non-covered service if the HHA claim was non-covered because the patient was ineligible for the home health benefit.
- The scheduling and administration of therapy reassessments will be modified to every 30 calendar days as opposed to tracking and counting therapy visits, especially for multiple-discipline therapy episodes.
- The 3% rural add-on will only apply to counties that are classified as rural under the 2013 CBSA designations; therefore, 37 counties will shift from urban to rural and pick up the rural add-on, and 105 counties will shift from rural to urban and will lose the rural add-on, but may offset some of that loss by a positive increase in wage index.
- CMS also made several minor policy changes, which will not affect reimbursement.

Hospice

On August 2, 2013, CMS released its final rule for hospice for fiscal year 2014, which increases Medicare reimbursement payments by 1.0% over fiscal year 2013. The 1.0% increase consists of a 2.5% inflationary market basket update offset by a 0.7% reduction related to the wage index changes and the fifth year of CMS’s seven-year phase-out of its wage index budget neutrality adjustment factor, a 0.5% reduction for the productivity adjustment, and a 0.3% reduction to the market basket as defined by PPACA. The following table shows the hospice Medicare payment rates for fiscal year 2014, which began on October 1, 2013 and ended September 30, 2014:

| Description | Rate Per Patient Day |
|-------------------------------|----------------------|
| Routine Home Care | \$156.06 |
| Continuous Home Care | \$910.78 |
| Full Rate = 24 hours of care | |
| \$37.95 = hourly rate | |
| Inpatient Respite Care | \$161.42 |
| General Inpatient Care | \$694.19 |

On August 22, 2014, CMS released its final rule for hospice for fiscal year 2015, which increased Medicare reimbursement payments by 1.4% over fiscal year 2014. The 1.4% increase consists of a 2.9% inflationary market basket update offset by a 0.7% reduction related to the wage index changes and the sixth year of CMS’s seven-year phase-out of its wage index budget neutrality adjustment factor, a 0.5% reduction for the productivity adjustment, and a 0.3% reduction to the market based as defined by PPACA. The following table shows the hospice Medicare payment rates for fiscal year 2015, which began on October 1, 2014 and will end September 30, 2015:

| Description | Rate Per Patient Day |
|-------------------------------|----------------------|
| Routine Home Care | \$159.34 |
| Continuous Home Care | \$929.91 |
| Full Rate = 24 hours of care | |
| \$38.75 = hourly rate | |
| Inpatient Respite Care | \$164.81 |
| General Inpatient Care | \$708.77 |

Facility-Based Services

On December 26, 2013, President Obama signed into law the Bipartisan Budget Act of 2013 (Public Law 113-67). This new law prevents a scheduled payment reduction for physicians and other practitioners who treat Medicare patients from taking effect on January 1, 2014. Included in the legislation are the following changes to LTACH reimbursement:

- Medicare discharges from LTACHs will continue to be paid at full LTACH-PPS rates if:
 - the patient spent at least three days in a short-term care hospital (“STCH”) intensive care unit (“ICU”) during a STCH stay that immediately preceded the LTACH stay, or
 - the patient was on a ventilator for more than 96 hours in the LTACH (based on the MS-LTACH DRG assigned) and had a STCH stay immediately preceding the LTACH stay.
- Also, the LTACH discharge cannot have a principal diagnosis that is psychiatric or rehabilitation.
- All other Medicare discharges from LTACHs will be paid at a new “site neutral” rate, which is the lesser of:
 - the IPPS comparable per diem amount determined using the formula in the short-stay outlier regulation at 42 C.F.R. § 412.529(d)(4) plus applicable outlier payments, or
 - 100% of the estimated cost of the services involved.
- The above new payment policy will not be effective until LTACH cost reporting periods beginning on or after October 1, 2015, and the site neutral payment rate will be phased-in over three years.
- For cost reporting periods beginning on or after October 1, 2015, discharges paid at the site neutral payment rate or by a Medicare Advantage plan (Part C) will be excluded from the LTACH average length-of-stay (“ALOS”) calculation.
- For cost reporting periods beginning in fiscal year 2016 and later, CMS will notify LTACHs of their “LTACH discharge payment percentage” (i.e., the number of discharges not paid at the site neutral payment rate divided by the total number of discharges).
- For cost reporting periods beginning in fiscal year 2020 and later, LTACHs with less than 50% of their discharges paid at the full LTACH-PPS rates will be switched to payment under the IPPS for all discharges in subsequent cost reporting periods. However, CMS will set up a process for LTACHs to seek reinstatement of LTACH-PPS rates for applicable discharges.
- MedPAC will study the impact of the above changes on quality of care, use of hospice and other post-acute care settings, different types of LTACHs and growth in Medicare spending on LTACHs. MedPAC is to submit a report to Congress with any recommendations by June 30, 2019. The report is to also include MedPAC’s assessment of whether the 25 Percent rule should continue to be applied.
- 25 Percent rule relief for freestanding LTACHs, HWHs and satellite facilities will be extended without interruption for cost reporting periods beginning on or after December 29, 2007 through December 28, 2016. Grandfathered HWHs will be permanently exempt from the 25 Percent rule. CMS must report to Congress by December 18, 2015 on whether the 25 Percent rule should continue to be applied.
- The moratorium on new LTACH facilities and increases in LTACH beds will be renewed for the period from April 1, 2014 to September 30, 2017. Although the introductory language only refers to a moratorium extension for LTACH bed increases, the amendment to the Medicare, Medicaid, and SCHIP Extension Act (“MMSEA”) would extend both moratoriums. No exceptions will apply during this extension of the moratoriums. The original rule renewed the moratorium for the period beginning January 1, 2015; however, a provision with [HR4302](#) accelerated the moratorium period beginning on April 1, 2014.
- Not later than October 1, 2015, CMS will establish a new functional status quality measure for change in mobility of ventilator patients.
- As part of the fiscal year 2015 or 2016 rulemaking, CMS is to study payment rates and regulations that apply to the special category of neoplastic disease LTACHs and may adjust such payment rates.

On August 4, 2014, CMS released its final rule for LTACH Medicare reimbursement for fiscal year 2015, which began on October 1, 2014 and will end on September 30, 2015. In the aggregate, payments for fiscal year 2015 will increase by 1.1% over fiscal year 2014 rates. The 1.1% increase consists of a 2.9% inflationary market basket update, offset by a 0.5% reduction for the productivity adjustment, and a 0.2% reduction to the market basket as defined by PPACA. LTACH payment rates will also be reduced by approximately 1.3% for the “one-time” budget neutrality adjustment factor under the last year of a three-year phase-in and increased by 0.2% for wage index budget neutrality adjustment.

None of the above described estimated changes to Medicare payments for home health, hospice and LTACHs for 2014 include the deficit reduction sequester cuts to Medicare that began on April 1, 2013, which reduced Medicare payments by 2% for patients whose service dates ended on or after April 1, 2013.

2014 and 2013 Operational Data

The following table sets forth, for the period indicated, each of our segment's data regarding census, aggregate admissions, Medicare admissions, billable hours and patient days:

| | Three Months Ended March 31, 2014 | Three Months Ended June 30, 2014 | Three Months Ended Sept. 30, 2014 | Three Months Ended Dec. 31, 2014 |
|---------------------------------|---|--|---|--|
| Home-Based Agencies: | | | | |
| Home Health | | | | |
| Average census | 32,988 | 36,450 | 35,974 | 36,153 |
| Average Medicare census | 24,938 | 27,080 | 26,615 | 26,781 |
| Admissions | 30,913 | 33,850 | 33,962 | 34,329 |
| Medicare admissions | 21,141 | 22,975 | 22,970 | 23,404 |
| Community-based services | | | | |
| Billable hours | 41,064 | 274,234 | 291,301 | 304,618 |
| Hospice Services: | | | | |
| Average census | 1,223 | 1,371 | 1,389 | 1,387 |
| Average Medicare census | 1,124 | 1,259 | 1,271 | 1,282 |
| Admissions | 1,232 | 1,426 | 1,476 | 1,412 |
| Medicare admissions | 1,065 | 1,267 | 1,272 | 1,252 |
| Patient days | 110,043 | 124,744 | 127,832 | 127,633 |
| LTACHs: | | | | |
| Patient days | 16,462 | 14,939 | 15,362 | 15,589 |
| | Three Months Ended March 31, 2013 | Three Months Ended June 30, 2013 | Three Months Ended Sept. 30, 2013 | Three Months Ended Dec. 31, 2013 |
| Home-Based Agencies: | | | | |
| Average census | 35,259 | 34,701 | 33,429 | 32,940 |
| Average Medicare census | 26,577 | 26,234 | 25,408 | 25,183 |
| Admissions | 31,181 | 30,862 | 30,142 | 29,565 |
| Medicare admissions | 21,414 | 20,765 | 20,944 | 20,384 |
| Community-based services | | | | |
| Billable hours | 38,395 | 38,131 | 37,472 | 39,561 |
| Hospice Services: | | | | |
| Average census | 1,071 | 1,146 | 1,144 | 1,208 |
| Average Medicare census | 976 | 1,042 | 1,042 | 1,111 |
| Admissions | 1,275 | 1,209 | 1,252 | 1,180 |
| Medicare admissions | 1,108 | 1,028 | 1,072 | 1,012 |
| Patient days | 96,385 | 104,303 | 105,274 | 111,107 |
| LTACHs: | | | | |
| Patient days | 16,118 | 15,283 | 15,321 | 15,116 |

Consolidated Results of Operations

The following table sets forth, for the periods indicated, our consolidated results (amounts in thousands):

| Year Ended December 31, | 2014 | 2013 | 2012 |
|---|------------------|------------------|------------------|
| Consolidated Services Data: | | | |
| Net service revenue | \$733,632 | \$658,283 | \$637,569 |
| Cost of service revenue | 434,775 | 383,464 | 365,752 |
| Gross margin | 298,857 | 274,819 | 271,817 |
| Provision for bad debts | 15,780 | 13,929 | 11,875 |
| General and administrative expenses | 233,945 | 213,633 | 204,987 |
| Impairment of intangibles and other | 3,646 | 520 | 650 |
| Operating income | 45,486 | 46,737 | 54,305 |
| Interest expense | (2,486) | (1,995) | (1,550) |
| Non-operating income | 265 | 263 | 184 |
| Income tax expense | 14,513 | 15,859 | 17,511 |
| Income attributable to noncontrolling interests | 6,915 | 6,804 | 7,988 |
| Net income available to LHC Group, Inc.'s common stockholders. | \$ 21,837 | \$ 22,342 | \$ 27,440 |

The following table sets forth our consolidated results as a percentage of net service revenue, except income tax expense, which is presented as a percentage of income attributable to LHC Group, Inc.'s common stockholders:

| Year Ended December 31, | 2014 | 2013 | 2012 |
|---|------------|------------|------------|
| Consolidated Services Data: | | | |
| Cost of service revenue | 59.3% | 58.3% | 57.4% |
| Gross margin | 40.7 | 41.7 | 42.6 |
| Provision for bad debts | 2.2 | 2.1 | 1.9 |
| General and administrative expenses | 31.9 | 32.5 | 32.2 |
| Impairment of intangibles and other | 0.5 | 0.1 | 0.1 |
| Operating income | 6.2 | 7.1 | 8.5 |
| Interest expense | (0.3) | (0.3) | (0.2) |
| Non-operating income | — | — | — |
| Income tax expense | 39.9 | 41.5 | 39.0 |
| Income attributable to noncontrolling interests | 0.9 | 1.0 | 1.3 |
| Net income attributable to LHC Group, Inc.'s common stockholders | 3.0 | 3.4 | 4.3 |

Year Ended December 31, 2014 Compared to Year Ended December 31, 2013

Net Service Revenue

Consolidated net service revenue for the year ended December 31, 2014 was \$733.6 million compared to \$658.3 million for the same period in 2013, an increase of \$75.3 million, or 11.4%. Consolidated net service revenue growth in 2014 was primarily due from our acquisition of 52 agencies during 2014 and an increase in admits. Consolidated net service revenue was comprised of the following for the periods ending December 31:

| Type of Segment | 2014 | 2013 |
|-------------------------|---------------|---------------|
| Home-Based Services | 80.8% | 80.0% |
| Hospice Services | 9.2 | 8.5 |
| Facility-Based Services | 10.0 | 11.5 |
| | 100.0% | 100.0% |

Revenue derived from Medicare represented 75.0% and 79.8% of our consolidated net service revenue for the years ended December 31, 2014 and 2013, respectively.

The following table sets forth each of our segment's revenue growth or loss, admissions, census, episodes and patient days for the twelve months ended December 31, 2014 and the related change from the same period in 2013 (amounts in thousands, except admissions, census, episode data and patient days):

| | Same Store ⁽¹⁾ | De Novo ⁽²⁾ | Organic ⁽³⁾ | Organic Growth (Loss) % | Acquired ⁽⁴⁾ | Total | Total Growth (Loss) % |
|--------------------------------|---------------------------|------------------------|------------------------|-------------------------|-------------------------|-----------|-----------------------|
| Home-Based Services | | | | | | | |
| Home Health | | | | | | | |
| Revenue | \$530,640 | \$ — | \$530,640 | 1.4% | \$34,404 | \$565,044 | 7.9% |
| Revenue Medicare | \$412,544 | — | \$412,544 | (0.4) | 25,940 | \$438,484 | 5.9 |
| New admissions | 123,659 | — | 123,659 | 1.6 | 9,395 | 133,054 | 9.3 |
| New Medicare admissions | 84,489 | — | 84,489 | 1.2 | 6,001 | 90,490 | 8.4 |
| Average census | 32,891 | — | 32,891 | (3.5) | 2,408 | 35,299 | 3.6 |
| Average Medicare census | 24,774 | — | 24,774 | (4.1) | 1,562 | 26,336 | 1.9 |
| Home health episodes | 172,472 | — | 172,472 | 0.9 | 10,424 | 182,896 | 7.0 |
| Community-based services | | | | | | | |
| Revenue | \$ 3,902 | \$ 273 | \$ 4,175 | 30.2 | \$23,523 | \$ 27,698 | 763.7 |
| Billable hours | 910,964 | 34 | 910,998 | 493.3 | 219 | 911,217 | 493.4 |
| Hospice Services | | | | | | | |
| Revenue | \$ 63,502 | \$ — | \$ 63,502 | 13.1 | \$ 4,119 | \$ 67,621 | 20.4 |
| Revenue Medicare | \$ 58,687 | — | \$ 58,687 | 12.7 | 3,841 | \$ 62,528 | 20.1 |
| New admissions | 5,159 | — | 5,159 | 4.9 | 387 | 5,546 | 12.8 |
| New Medicare admissions | 4,506 | — | 4,506 | 6.8 | 350 | 4,856 | 15.1 |
| Average census | 1,262 | — | 1,262 | 10.5 | 81 | 1,343 | 17.5 |
| Average Medicare census | 1,158 | — | 1,158 | 11.0 | 77 | 1,235 | 18.3 |
| Patient days | 460,798 | — | 460,798 | 10.5 | 29,454 | 490,252 | 17.5 |
| Facility-Based Services | | | | | | | |
| LTACHs | | | | | | | |
| Revenue | \$ 70,442 | \$ — | \$ 70,442 | (2.0) | \$ — | \$ 70,442 | (2.0) |
| Patient days | 62,352 | — | 62,352 | 0.8 | — | 62,352 | 0.8 |

(1) Same Store – location that has been in service with us for greater than 12 months.

(2) De Novo – internally developed location that has been in service with us for 12 months or less.

(3) Organic – combination of same store and de novo.

(4) Acquired – purchased location that has been in service with us 12 months or less.

Organic growth is primarily generated by population growth in areas covered by mature agencies, agencies five years old or older, and by increased market share in acquired and developing agencies. Historically, acquired agencies have the highest growth in admissions and average census in the first 24 months after acquisition, and have the highest contribution to organic growth, measured as a percentage of growth, in the second full year of operation after the acquisition.

The primary strategies to increase organic growth include differentiating ourselves from our competitors through our patient care services and quality outcomes, focusing our sales efforts on our agencies, in particular agencies acquired in the last three years, which have not fully developed their coverage in secondary markets and developing “Greenfield” opportunities. Greenfield opportunities exist in secondary markets by executing on three service delivery alternatives: (1) utilizing POC technology, (2) developing drop sites or virtual offices, and (3) opening traditional branches or de novo locations.

LHC GROUP

Cost of Service Revenue

Consolidated cost of service revenue for the year ended December 31, 2014 was \$434.8 million compared to \$383.5 million for the same period in 2013, an increase of approximately \$51.3 million, or 13.4%. The following table summarizes cost of service revenue (amounts in thousands, except percentages, which are percentages of the segment's respective net service revenue):

| | 2014 | | 2013 | |
|--------------------------------|------------------|--------------|------------------|--------------|
| Home-Based Services | | | | |
| Salaries, wages and benefits | \$314,627 | 53.1% | \$271,355 | 51.5% |
| Transportation | 21,633 | 3.7 | 21,482 | 4.1 |
| Supplies and services | 13,207 | 2.2 | 12,150 | 2.3 |
| Total | \$349,467 | 59.0% | \$304,987 | 57.9% |
| Hospice Services | | | | |
| Salaries, wages and benefits | \$ 27,263 | 40.3% | \$ 23,512 | 41.9% |
| Transportation | 3,027 | 4.5 | 2,745 | 4.9 |
| Supplies and services | 9,514 | 14.1 | 7,955 | 14.1 |
| Total | \$ 39,804 | 58.9% | \$ 34,212 | 60.9% |
| Facility-Based Services | | | | |
| Salaries, wages and benefits | \$ 30,047 | 41.0% | \$ 28,772 | 38.2% |
| Transportation | 281 | 0.3 | 301 | 0.4 |
| Supplies and services | 15,176 | 20.7 | 15,192 | 20.1 |
| Total | \$ 45,504 | 62.0% | \$ 44,265 | 58.7% |

The increase in cost of service revenue was related to the acquisitions of Deaconess and Elk Valley, and Life Care Home Health, Inc., which was offset by productivity improvements and efficiencies derived from our POC technology.

Provision for Bad Debts

Consolidated provision for bad debts for the year ended December 31, 2014 was \$15.8 million compared to \$13.9 million for the same period in 2013, an increase of approximately \$1.9 million, or 13.7%. On a consolidated basis, provision for bad debts as a percentage of net service revenue remained consistent. For home-based services, provision for bad debts increased due to an increase in collection risks identified on certain commercial insurance claims and self pay claims. For hospice services, a decrease occurred due to the recognition of a Change in Ownership ("CHOW") by CMS for two agencies acquired in 2013. These CHOWs allowed previously "at risk" patient claims to be billed and collected, thereby reducing provision for bad debts during 2014. For facility-based services, the decrease was due to the recoverability of accounts receivable that were previously reserved.

General and Administrative Expenses

Consolidated general and administrative expenses for the year ended December 31, 2014 were \$233.9 million compared to \$213.6 million for the same period in 2013, an increase of approximately \$20.3 million, or 9.5%. The following table summarizes general and administrative expenses (amounts in thousands, except percentages, which are percentages of the segment's respective net service revenue):

| | 2014 | | 2013 | |
|--------------------------------|------------------|--------------|------------------|--------------|
| Home-Based Services | | | | |
| General and administrative | \$186,809 | 31.5% | \$169,853 | 32.2% |
| Depreciation | 7,023 | 1.2 | 6,221 | 1.2 |
| Total | \$193,832 | 32.7% | \$176,074 | 33.4% |
| Hospice Services | | | | |
| General and administrative | \$ 17,796 | 26.3% | \$ 15,335 | 27.3% |
| Depreciation | 1,086 | 1.6 | 875 | 1.6 |
| Total | \$ 18,882 | 27.9% | \$ 16,210 | 28.9% |
| Facility-Based Services | | | | |
| General and administrative | \$ 19,769 | 27.0% | \$ 20,121 | 26.7% |
| Depreciation | 1,462 | 2.0 | 1,228 | 1.6 |
| Total | \$ 21,231 | 29.0% | \$ 21,349 | 28.3% |

The increase in general and administrative expenses was related to the acquisitions of Deaconess and Elk Valley, and Life Care Home Health, Inc., which was offset by staffing efficiencies gained through our POC technology. Depreciation increased due to the increase in POC devices and licenses utilized in our locations.

Impairment of intangibles and other

Consolidated impairment of intangibles and other for the year ended December 31, 2014 was \$3.6 million compared to \$0.5 million for the same period in 2013. The increase relates to the consolidation of a limited number of locations in service area overlap markets and the closure of underperforming providers. Goodwill and other intangible asset disposal costs for these closures were \$1.6 million. In addition, there was \$2.0 million related to the impairment of intangible trade name in the home-based segment.

Interest Expense

Consolidated interest expense for the year ended December 31, 2014 was \$2.5 million compared to \$2.0 million for the same period in 2013, an increase of approximately \$0.5 million, or 25%. This increase relates directly to balances outstanding on our revolving credit facility in each year, respectively.

Income Tax Expense

Consolidated income tax expense for the year ended December 31, 2014 was \$14.5 million compared to \$15.9 million for the same period in 2013, a decrease of approximately \$1.4 million, or 8.8%. The decrease resulted from additional income tax deductions.

Net Income Attributable to Noncontrolling Interest

Consolidated net income attributable to noncontrolling interest represents the minority owners' allocable share of income in the joint ventures. For the year ended December 31, 2014, noncontrolling interest was \$6.9 million compared to \$6.8 million for the same period in 2013, an increase of approximately \$0.1 million, or 1.5%.

Year Ended December 31, 2013 Compared to Year Ended December 31, 2012

Net Service Revenue

Consolidated net service revenue for the year ended December 31, 2013 was \$658.3 million compared to \$637.6 million for the same period in 2012, an increase of \$20.7 million, or 3.2%. Consolidated net service revenue growth in 2013 was primarily due to an increase in census and admits as well as revenue growth from our acquisition of 25 agencies during 2013. Consolidated net service revenue was comprised of the following for the periods ending December 31:

| Type of Segment | 2013 | 2012 |
|--------------------------------|---------------|---------------|
| Home-Based Services | 80.0% | 80.5% |
| Hospice Services | 8.5 | 7.9 |
| Facility-Based Services | 11.5 | 11.6 |
| | 100.0% | 100.0% |

Revenue derived from Medicare represented 79.8% and 77.9% of our consolidated net service revenue for the years ended December 31, 2013 and 2012, respectively.

LHC GROUP

The following table sets for each of our segment's revenue growth or loss, admissions, census, episodes and patient days for the twelve months ended December 31, 2013 and the related change for the same period in 2012 (amounts in thousands, except admissions, census, episode data and patient days):

| | Same Store ⁽¹⁾ | De Novo ⁽²⁾ | Organic ⁽³⁾ | Organic Growth (Loss) % | Acquired ⁽⁴⁾ | Total | Total Growth (Loss) % |
|--------------------------------|---------------------------|------------------------|------------------------|-------------------------|-------------------------|-----------|-----------------------|
| Home-Based Services | | | | | | | |
| Home Health | | | | | | | |
| Revenue | \$498,855 | \$ — | \$498,855 | (2.9)% | \$27,114 | \$525,969 | 2.4% |
| Revenue Medicare | \$390,085 | — | \$390,085 | (0.7) | \$23,280 | \$413,365 | 5.2 |
| New admissions | 112,982 | — | 112,982 | 3.6 | 8,768 | 121,750 | 11.7 |
| New Medicare admissions | 76,691 | — | 76,691 | 3.7 | 6,816 | 83,507 | 12.9 |
| Average census | 32,400 | — | 32,400 | (1.1) | 1,674 | 34,074 | 4.0 |
| Average Medicare census | 24,484 | — | 24,484 | (0.5) | 1,361 | 25,845 | 5.0 |
| Home health episodes | 169,091 | — | 169,091 | 1.2 | 2,030 | 171,121 | 2.4 |
| Hospice Services | | | | | | | |
| Revenue | \$ 55,735 | \$ — | \$ 55,735 | 10.4 | \$ 1,187 | \$ 56,922 | 12.7 |
| Revenue Medicare | \$ 51,662 | — | \$ 51,662 | 10.6 | \$ 1,155 | \$ 52,817 | 13.0 |
| New admissions | 4,879 | — | 4,879 | 10.3 | 37 | 4,916 | 11.1 |
| New Medicare admissions | 4,190 | — | 4,190 | 4.6 | 30 | 4,220 | 5.3 |
| Average census | 1,119 | — | 1,119 | 11.9 | 24 | 1,143 | 14.4 |
| Average Medicare census | 1,020 | — | 1,020 | 12.7 | 23 | 1,043 | 15.3 |
| Patient days | 408,464 | — | 408,464 | 11.9 | 8,605 | 417,069 | 14.3 |
| Facility-Based Services | | | | | | | |
| LTACHs | | | | | | | |
| Revenue | \$ 71,866 | \$ — | \$ 71,866 | (0.7) | \$ — | \$ 71,866 | (0.7) |
| Patient days | 61,838 | — | 61,838 | (1.7) | — | 61,838 | (1.7) |

(1) Same Store – location that has been in service with us for greater than 12 months.

(2) De Novo – internally developed location that has been in service with us for 12 months or less.

(3) Organic – combination of same store and de novo.

(4) Acquired – purchased location that has been in service with us 12 months or less.

Organic growth is primarily generated by population growth in areas covered by mature agencies, agencies five years old or older, and by increased market share in acquired and developing agencies. Historically, acquired agencies have the highest growth in admissions and average census in the first 24 months after acquisition, and have the highest contribution to organic growth, measured as a percentage of growth, in the second full year of operation after the acquisition.

The primary strategies to increase organic growth include differentiating ourselves from our competitors through our care services and quality outcomes, focusing our sales efforts on our agencies, in particular agencies acquired in the last three years, which have not fully developed their coverage in secondary markets and developing “Greenfield” opportunities. Greenfield opportunities exist in secondary markets by executing on three service delivery alternatives: (1) utilizing POC technology, (2) developing drop sites or virtual offices, and (3) opening traditional branches or denovo locations.

Cost of Service Revenue

Consolidated cost of service revenue for the year ended December 31, 2013 was \$383.5 million compared to \$365.8 million for the same period in 2012, an increase of \$17.7 million, or 4.8%. The following table summarizes cost of service revenue (amounts in thousands, except percentages, which are percentages of the segment's respective net service revenue):

| | 2013 | | 2012 | |
|--------------------------------|------------------|--------------|------------------|--------------|
| Home-Based Services | | | | |
| Salaries, wages and benefits | \$271,355 | 51.5% | \$258,566 | 50.4% |
| Transportation | 21,482 | 4.1 | 22,356 | 4.4 |
| Supplies and services | 12,150 | 2.3 | 11,658 | 2.3 |
| Total | \$304,987 | 57.9% | \$292,580 | 57.1% |
| Hospice Services | | | | |
| Salaries, wages and benefits | \$ 23,512 | 41.9% | \$ 19,993 | 39.6% |
| Transportation | 2,745 | 4.9 | 2,459 | 4.9 |
| Supplies and services | 7,955 | 14.1 | 7,157 | 14.1 |
| Total | \$ 34,212 | 60.9% | \$ 29,609 | 58.6% |
| Facility-Based Services | | | | |
| Salaries, wages and benefits | \$ 28,772 | 38.2% | \$ 27,732 | 37.6% |
| Transportation | 301 | 0.4 | 257 | 0.3 |
| Supplies and services | 15,192 | 20.1 | 15,574 | 21.1 |
| Total | \$ 44,265 | 58.7% | \$ 43,563 | 59.0% |

For home-based and hospice services, the increase in cost of service revenue was directly associated with the increase in the number of locations we operated, offset by productivity improvements and efficiencies gained through our POC initiatives that we implemented throughout 2013. For facility-based services, the increase in cost of service revenue was due to an increased usage of skilled therapy services.

Provision For Bad Debts

Consolidated provision for bad debts for the year ended December 31, 2013 was \$13.9 million compared to \$11.9 million for the same period in 2012, an increase of \$2.0 million, or 16.8%. The increase was associated with growth in net service revenue combined with an increase in collection risks identified on a group of claims from certain commercial insurance payor contracts and self payor claims.

General and Administrative Expenses

Consolidated general and administrative expenses for the year ended December 31, 2013 was \$213.6 million compared to \$205.0 million for the same period in 2012, an increase of \$8.6 million, or 4.2%. The following table summarizes general and administrative expenses (amounts in thousands, except percentages, which are percentages of the segment's respective net service revenue):

| | 2013 | | 2012 | |
|--------------------------------|------------------|--------------|------------------|--------------|
| Home-Based Services | | | | |
| General and administrative | \$169,853 | 32.2% | \$162,911 | 31.7% |
| Depreciation | 6,221 | 1.2 | 5,904 | 1.2 |
| Total | \$176,074 | 33.4% | \$168,815 | 32.9% |
| Hospice Services | | | | |
| General and administrative | \$ 15,335 | 27.3% | \$ 14,006 | 27.7% |
| Depreciation | 875 | 1.6 | 654 | 1.3 |
| Total | \$ 16,210 | 28.9% | \$ 14,660 | 29.0% |
| Facility-Based Services | | | | |
| General and administrative | \$ 20,121 | 26.7% | \$ 20,265 | 27.4% |
| Depreciation | 1,228 | 1.6 | 1,247 | 1.7 |
| Total | \$ 21,349 | 28.3% | \$ 21,512 | 29.1% |

LHC GROUP

For home-based and hospice services, the increase in general and administrative expenses was associated with an increase in the number of locations we operated, an increase in POC device costs due to an increase in the number of locations on the POC platform, and an increase in certain acquisition costs such as legal and broker fees. The increase was partially offset by reductions of staff resulting from the benefits derived from POC initiatives implemented during 2013.

Interest Expense

Consolidated interest expense for the year ended December 31, 2013 was \$2.0 million compared to \$1.6 million for the same period in 2012, an increase of approximately \$0.4 million, or 25%. The increase relates directly to balances outstanding on our revolving credit facility in each year, respectively.

Income Tax Expense

Consolidated income tax expense for the year ended December 31, 2013 was \$15.9 million compared to \$17.5 million for the same period in 2012, a decrease of \$1.6 million, or 9.1%. The decrease resulted from a decrease in pretax income.

Net Income Attributable to Noncontrolling Interest

Consolidated net income attributable to noncontrolling interest represents the minority owners' allocable share of income in the equity joint venture partners that we do not control, which for the year ended December 31, 2013 was \$6.8 million compared to \$8.0 million for the same period in 2012, a decrease of \$1.2 million, or 15.0%. The overall decrease was due to the reduction in our noncontrolling interests through our purchase of outstanding membership interests of six equity joint venture partners, and an overall decrease in the operating results of the other equity joint ventures in which we continued to hold a majority position.

Liquidity and Capital Resources

Cash at December 31, 2014 was \$0.5 million, compared to \$14.0 million at December 31, 2013. Based on our current plan of operations, including acquisitions, we believe this amount, when combined with expected cash flows from operations and amounts available under our revolving credit facility will be sufficient to fund our growth strategy and to meet our anticipated operating expenses, capital expenditures and debt service obligations for at least the next 12 months.

Liquidity

Our principal source of liquidity needed to fund our operating activities is the collection of patient accounts receivable, most of which are collected from governmental and third-party commercial payors. We also have the ability to obtain additional liquidity, if necessary, through our revolving credit facility, which provides for aggregate borrowings, including outstanding letters of credit, up to \$225 million.

Our reported cash flows from operating activities are affected by various external and internal factors, including the following:

- **Operating Results** – Our net income has a significant impact on our operating cash flows. Any significant increase or decrease in our net income could have a material impact on our operating cash flows.
- **Timing of Acquisitions** – We use a portion of our operating cash flows for acquisitions. When the acquisitions occur at or near the end of a period, our cash outflows significantly increase.
- **Timing of Payroll** – Our employees are paid bi-weekly on Fridays. Operating cash flows decline in reporting periods that end on a Friday.
- **Medical Insurance Plan Funding** – We are self-funded for medical insurance purposes. Any significant changes in the amount of insurance claims submitted could have a direct effect on our operating cash flows.
- **Medical Supplies** – A significant expense associated with our business is the cost of medical supplies. Any increase in the cost of medical supplies, or in the use of medical supplies by our patients, could have a material impact on our operating cash flows.

Cash used in investing activities primarily relates to acquisitions of home nursing and hospice agencies, while cash used by financing activities primarily relates to payments on outstanding debt agreements and payments to our noncontrolling interest partners.

The following table summarizes changes in cash flows (amounts in thousands):

| Year Ended December 31, | 2014 | 2013 |
|--|------------------|------------------|
| Net cash provided by (used in): | | |
| Operating activities | \$ 38,657 | \$ 45,915 |
| Investing activities | (82,038) | (35,263) |
| Financing activities | 29,898 | (6,358) |

Operating activities during the year ended December 31, 2014 provided \$38.7 million in cash compared to \$45.9 million for the year ended December 31, 2013, a decrease of \$7.2 million, or 15.7%. Operating cash flows declined due to the timing of funding payroll which fell during the final days of December in 2014.

Cash used in investing activities for the year ended December 31, 2014 increased as compared to the same period in 2013. The increase was caused by increases in acquisition activity during 2014, which included the acquisition of the home health, hospice and community-based service lines of Deaconess and Elk Valley, from Bioscrip, Inc., and Life Care Home Health, Inc.

Cash provided by financing activities for the year ended December 31, 2014 increased as compared to the same period in 2013 due to proceeds used from the line of credit to fund the Deaconess and Elk Valley, and Life Care Home Health, Inc. acquisitions and the reduction in the amount of net repayment activity on our credit facility.

Days sales outstanding ("DSO") for the year ended December 31, 2014 was 47 days compared to 49 days for the same period in 2013.

Credit Facility

Our revolving credit facility with Capital One, National Association is unsecured and provides for a maximum aggregate principal borrowing of \$225 million (with a letter of credit sub-limit equal to \$15 million), and is scheduled to expire on June 18, 2019. We are required to pay a commitment fee for the unused commitments at rates ranging from 0.225% to 0.375% per annum depending upon the Company's consolidated Leverage Ratio, as defined in the Credit Agreement. We paid \$0.9 million of credit fees on our credit facility during 2014.

A letter of credit fee equal to the applicable Eurodollar rate multiplied by the face amount of the letter of credit is charged upon issuance and on each anniversary date while the letter of credit is outstanding. The agent's standard up-front fee and other customary administrative charges are also due upon issuance of the letter of credit, along with a renewal fee on each anniversary date while the letter of credit is outstanding. At December 31, 2014 and 2013, outstanding letters of credit were \$7.1 million and \$6.7 million, respectively, which are issued as collateral on our workers' compensation insurance.

Borrowings accruing interest under the Credit Agreement at either the Base Rate or Eurodollar rate are subject to the applicable margins as set forth below:

| Leverage Ratio | Eurodollar Margin | Base Rate Margin | Commitment Fee Rate |
|------------------------|-------------------|------------------|---------------------|
| ≤ 1.00:1.00 | 1.75% | 0.75% | 0.225% |
| >1.00:1.00 ≤ 1.50:1.00 | 2.00% | 1.00% | 0.250% |
| >1.50:1.00 ≤ 2.00:1.00 | 2.25% | 1.25% | 0.300% |
| >2.00:1.00 | 2.50% | 1.50% | 0.375% |

Our Credit Agreement contains customary affirmative, negative and financial covenants. For example, without prior approval of our bank group, we are restricted in incurring additional debt, disposing of assets, making investments, allowing fundamental changes to our business or organization and making certain payments in respect of stock or other ownership interests, such as dividends and stock repurchases, up to \$50.0 million. Under our Credit Agreement, we are also required to meet certain financial covenants with respect to minimum fixed charge coverage and leverage ratios.

Our Credit Agreement also contains customary events of default, including bankruptcy and other insolvency events, cross-defaults to other debt agreements, a change in control involving us or any subsidiary guarantor and the failure to comply with certain covenants.

At December 31, 2014, we were in compliance with all covenants contained in the Credit Agreement governing our credit facility.

Contractual Obligations

The following table discloses aggregate information about our contractual obligations and the periods in which payments are due as of December 31, 2014 (amounts in thousands):

| Contractual Cash Obligation | Payment Due by Period | | | | |
|---|-----------------------|------------------|-----------------|----------------|-------------------|
| | Total | Less Than 1 Year | 1-3 Years | 3-5 Years | More Than 5 Years |
| Long-term debt | \$61,008 | \$ 230 | \$60,493 | \$ 285 | \$ — |
| Operating leases | 46,948 | 23,530 | 16,401 | 5,002 | 2,015 |
| Total contractual cash obligations | \$107,956 | \$23,760 | \$76,894 | \$5,287 | \$2,015 |

Off-Balance Sheet Arrangements

We currently do not have any off-balance sheet arrangements with unconsolidated entities, financial partnerships or entities often referred to as structured finance or special purpose entities, which would have been established for the purpose of facilitating off-balance sheet arrangements or other contractually narrow or limited purposes. In addition, we do not engage in trading activities involving non-exchange traded contracts. As such, we are not materially exposed to any financing, liquidity, market or credit risk that could arise if we had engaged in these relationships.

Critical Accounting Policies

The following discussions describe our critical accounting policies, which we believe require the most significant judgments and estimates used in the preparation of our consolidated financial statements.

The preparation of financial statements in conformity with U.S. generally accepted accounting principles requires management to make estimates and assumptions that affect the reported amounts of assets and liabilities and disclosure of contingent assets and liabilities at the date of the financial statements and the reported revenue and expenses during the reporting period. Actual results could differ from those estimates. Changes in the accounting estimates are reasonably likely to occur from period to period. Accordingly, actual results could differ materially from our estimates. To the extent that there are material differences between these estimates and actual results, our financial condition or results of operations will be affected. We base our estimates on past experience and other assumptions that we believe are reasonable under the circumstances and we evaluate these estimates on an ongoing basis.

Principles of Consolidation

The consolidated financial statements include all subsidiaries and entities controlled by us. We define control as ownership of a majority of the voting interest of an entity. The consolidated financial statements include entities in which we have the obligation to absorb losses of the entities or the right to receive benefits from the entities and have voting control over the entities or both, as a result of ownership, contractual or other financial interests in the entities.

The following table summarizes the percentage of net service revenue earned by type of ownership or relationship we had with the operating entity:

| Ownership Type | 2014 | 2013 | 2012 |
|------------------------------|---------------|---------------|---------------|
| Wholly owned subsidiaries | 55.0% | 48.8% | 48.1% |
| Equity joint ventures | 42.0 | 48.5 | 49.1 |
| License leasing arrangements | 2.0 | 1.9 | 1.9 |
| Management services | 1.0 | 0.8 | 0.9 |
| | 100.0% | 100.0% | 100.0% |

All significant inter-company accounts and transactions have been eliminated in consolidation. Business combinations accounted for as purchases have been included in the consolidated financial statements from the respective dates of acquisition.

The following describes the Company's consolidation policy with respect to its various ventures excluding wholly owned subsidiaries:

Equity Joint Ventures

Our equity joint ventures are structured as limited liability companies in which we typically own a majority equity interest ranging from 51% to 91%. Each member of all but one of our equity joint ventures participates in profits and losses in proportion to their equity interests. We have one equity joint venture partner whose participation in losses is limited, otherwise earnings and losses are based on ownership interest. We consolidate these entities as we have voting control over the entities.

License Leasing Arrangements

Through our wholly owned subsidiaries, we lease home health licenses necessary to operate certain of our home nursing agencies. We own 100% of the equity of these entities and consolidate them based on such ownership, as well as our obligation to absorb losses of the entities and the right to receive benefits from the entities.

Management Services

We have various management services agreements under which we manage certain operations of agencies and facilities. We do not consolidate these agencies or facilities, as we do not have an ownership interest and do not have an obligation to absorb losses of the entities or the right to receive the benefits from the entities other than our management fee.

Revenue Recognition

We report net service revenue at the estimated net realizable amount due from Medicare, Medicaid, commercial insurance, managed care payors, patients and others for services rendered. All payors contribute to all of the home-based services, hospice services and facility-based services.

The following table sets forth the percentage of net service revenue earned by category of payor for the respective years ending December 31:

| Payor | 2014 | 2013 | 2012 |
|----------|--------|--------|--------|
| Medicare | 75.0% | 79.8% | 77.9% |
| Medicaid | 1.3 | 1.4 | 1.8 |
| Other | 23.7 | 18.8 | 20.3 |
| | 100.0% | 100.0% | 100.0% |

The percentage of net service revenue contributed from each reporting segment was as follows for the respective years ending December 31:

| Type of Segment | 2014 | 2013 | 2012 |
|-------------------------|--------|--------|--------|
| Home-Based Services | 80.8% | 80.0% | 80.5% |
| Hospice Services | 9.2 | 8.5 | 7.9 |
| Facility-Based Services | 10.0 | 11.5 | 11.6 |
| | 100.0% | 100.0% | 100.0% |

Medicare***Home-Based Services***

Our home nursing Medicare patients are classified into one of 153 home health resource groups prior to receiving services. Based on this home health resource group, we are entitled to receive a standard prospective Medicare payment for delivering care over a 60-day period referred to as an episode. We recognize revenue based on the number of days elapsed during an episode of care within the reporting period.

Final payments from Medicare may reflect one of four retroactive adjustments to ensure the adequacy and effectiveness of the total reimbursement: (a) an outlier payment if the patient's care was unusually costly; (b) a low utilization adjustment if the number of visits was fewer than five; (c) a partial payment if the patient transferred to another provider before completing the episode; or (d) a payment adjustment based upon the level of therapy services required in the population base. Management estimates the impact of these payment adjustments based on historical experience and records this estimate during the period the services are rendered. Our payment is also adjusted for geographic wage differences. In calculating our reported net service revenue from home nursing services, we adjust the prospective Medicare payments by an estimate of the adjustments.

Hospice Services

We are paid by Medicare under a per diem payment system. We receive one of four predetermined daily or hourly rates based upon the level of care we furnish to the patient. We record net service revenue from hospice services based on the daily or hourly rate and recognize revenue as hospice services are provided.

Hospice payments are also subject to an inpatient cap and an overall Medicare payment cap. Inpatient cap relates to individual programs receiving more than 20% of its total Medicare reimbursement from inpatient care services, and the overall Medicare payment cap relates to individual programs receiving reimbursements in excess of a "cap amount" calculated by multiplying the number of beneficiaries during the period by a statutory amount that is indexed for inflation. The determination for each cap is made annually based on the twelve-month period ending on October 31 of each year. We monitor our limits on a provider-by-provider basis and record an estimate of its liability for reimbursements received in excess of the cap amount. Annually, we receive notification of whether any of our hospice providers have exceeded either cap. Adjustments resulting from these notifications have not been material.

Facility-Based Services

Long-Term Acute Care Services. We are reimbursed by Medicare for services provided under the LTACH-PPS, which was implemented on October 1, 2002. Each patient is assigned a long-term care diagnosis-related group. We are paid a predetermined fixed amount intended to reflect the average cost of treating a Medicare patient classified in that particular long-term care diagnosis-related group. For selected patients, the amount may be further adjusted based on length-of-stay and facility-specific costs, as well as in instances where a patient is discharged and subsequently re-admitted, among other factors. We calculate the adjustment based on a historical average of these types of adjustments for claims paid. Similar to other Medicare prospective payment systems, the rate is also adjusted for geographic wage differences. Revenue is recognized for our LTACHs as services are provided.

Medicaid, Managed Care and Other Payors

Our Medicaid reimbursement is based on a predetermined fee schedule applied to each service provided. Therefore, revenue is recognized for Medicaid services as services are provided based on this fee schedule. Our managed care payors and other payors reimburse us, and we recognize revenue, in a manner similar to our Medicare and Medicaid reimbursements.

Management Services

We record management services revenue as services are provided in accordance with the various management services agreements to which we are a party. As described in the agreements, we provide billing, management and other consulting services suited to and designed for the efficient operation of the applicable home nursing agency or inpatient rehabilitation facility. We are responsible for the costs associated with the locations and personnel required for the provision of services. We are compensated based on a percentage of cash collections for one management services agreement and reimbursed for operating expenses plus a percentage of operating net income for the remaining management services agreements.

Income Tax

We operate in numerous tax jurisdictions and recognize income tax expense based on the revenue and expenses earned in those jurisdictions, which requires us to apportion and allocate revenue and expenses in all taxable jurisdictions. During 2011, we entered into a settlement with the United States of America which we believe is fully deductible for income tax purposes. In compliance with the provisions of Accounting Standards Codification 740 and based on our assessment of probable outcomes, we recorded an unrecognized tax position which increased income tax expense for 2011 by \$3.2 million.

Accounts Receivable and Allowances for Uncollectible Accounts

We report accounts receivable net of estimated allowances for uncollectible accounts and adjustments. Accounts receivable are uncollateralized and primarily consist of amounts due from Medicare, other third-party payors and patients. To provide for accounts receivable that could become uncollectible in the future, we establish an allowance for uncollectible accounts to reduce the carrying amount of such receivables to their estimated net realizable value. The amount of the provision for uncollectible accounts is based upon our assessment of historical and expected net collections, business and economic conditions and trends in government reimbursement. Uncollectible accounts are written off after exhausting collection efforts and we have concluded that the account will not be collected. Because Medicare is our primary payor, the credit risk associated with receivables from other payors is limited. We believe the credit risk associated with our Medicare accounts, which represent over 55% of our patient accounts receivable at December 31, 2014 and 2013, respectively, is limited due to (a) our historical collections experience with Medicare and (b) the fact that Medicare is a U.S. government payor. We do not believe that there are any other significant concentrations of receivables from any particular payor that would subject it to any significant credit risk in the collection of accounts receivable.

A portion of the estimated Medicare prospective payment system reimbursement from each submitted home nursing episode is received in the form of a request for anticipated payment ("RAP"). We submit a RAP for 60% of the estimated reimbursement for the initial episode at the start of care. The full amount of the episode is billed after the episode has been completed. The RAP received for that particular episode is deducted from the final payment. If a final bill is not submitted within the greater of 120 days from the start of the episode, or 60 days from the date the RAP was paid, any RAPs received for that episode will be recouped by Medicare from any other Medicare claims in process for that particular provider. The RAP and final claim must then be resubmitted. For subsequent episodes of care contiguous with the first episode for a particular patient, we submit a RAP for 50% instead of 60% of the estimated reimbursement.

Our Medicare population is paid at a prospectively set amount that can be determined at the time services are rendered. Our Medicaid reimbursement is based on a predetermined fee schedule applied to each individual service we provide. Our managed care contracts are structured similar to the Medicare and Medicaid payment methodologies. Because of our payor mix, we are able to more accurately calculate our actual amount due at the patient level and adjust the gross charges to the actual amount at the time of billing. This negates the need to record an estimated allowance for uncollectible accounts, similar to a contractual adjustment, when reporting the majority of our net service revenue for each reporting period.

At December 31, 2014, our allowance for uncollectible accounts, as a percentage of patient accounts receivable, was approximately 16.0%, or \$18.6 million, compared to 13.9%, or \$14.3 million, at December 31, 2013.

The following table sets forth, as of December 31, 2014, the aging of accounts receivable (based on the end of episode date) (amounts in thousands):

| Payor | 0-90 | 91-180 | 181-365 | Over 365 | Total |
|--------------|-----------------|-----------------|-----------------|----------------|------------------|
| Medicare | \$51,919 | \$ 7,945 | \$ 6,142 | \$2,131 | \$ 68,137 |
| Medicaid | 2,039 | 761 | 666 | 250 | 3,716 |
| Other | 27,375 | 6,253 | 6,164 | 4,435 | 44,227 |
| Total | \$81,333 | \$14,959 | \$12,972 | \$6,816 | \$116,080 |

For home-based services and hospice services, we calculate the allowance for uncollectible accounts as a percentage of total patient receivables. The percentage changes depending on the payor and increases as the patient receivables age. For facility-based services, we calculate the allowance for uncollectible accounts based on a claim by claim review.

LHC GROUP

The following table sets forth, as of December 31, 2013, the aging of accounts receivable (based on the end of episode date) (amounts in thousands):

| Payor | 0-90 | 91-180 | 181-365 | Over 365 | Total |
|--------------|-----------------|-----------------|-----------------|----------------|------------------|
| Medicare | \$51,030 | \$ 9,858 | \$ 9,278 | \$ 653 | \$ 70,819 |
| Medicaid | 2,055 | 581 | 407 | 118 | 3,161 |
| Other | 15,542 | 5,246 | 5,751 | 2,779 | 29,318 |
| Total | \$68,627 | \$15,685 | \$15,436 | \$3,550 | \$103,298 |

The following table summarizes the activity and ending balances in the allowance for uncollectible accounts (amounts in thousands):

| | Beginning of Year Balance | Additions | Deductions | End of Year Balance |
|--------------------------------|------------------------------|-----------|------------|------------------------|
| Year ended December 31: | | | | |
| 2014 | \$14,334 | \$15,780 | \$11,532 | \$18,582 |
| 2013 | 11,863 | 13,929 | 11,458 | 14,334 |
| 2012 | 10,692 | 11,875 | 10,704 | 11,863 |

Goodwill and Intangible Assets

We have a significant amount of goodwill on our balance sheet that resulted from the numerous business acquisitions we have made in prior years. We review goodwill and other intangible assets with indefinite lives annually for impairment or more frequently if circumstances indicate impairment may have occurred. We evaluate goodwill for impairment by comparing the current fair value of each of our reporting units to their carrying value, including goodwill. To the extent the carrying value of a reporting unit exceeds the fair value of the reporting unit, the Company would be required to perform the second step of the impairment test. Components of our home-based services operating segment are generally represented by individual subsidiaries or joint ventures with individual licenses to conduct homecare or community-based operations within geographic markets as limited by the terms of each license. Our segment managers review discreet financial information for our homecare and community-based businesses and we believe that they represent two reporting units for the purposes of evaluating goodwill. Components of our hospice services and facility-based services are represented by individual operating entities. Our impairment analysis is performed on November 30th of each year.

We estimate the fair value of our identified reporting units using the discounted cash flow method, guideline public company method and subject company method. These valuations require us to make estimates and assumptions regarding industry economic factors and the profitability of future business strategies. We consider historical experience and all available information at the time the fair values of its reporting units are estimated. For each of the reporting units, the estimated fair value is determined based on a formula that considers 50% of the estimated value on a multiple of earnings before interest, taxes, depreciation and amortization plus 50% of the estimated value using the discounted cash flow method.

The fair value of net assets including goodwill exceeded the carrying value by 19% for the homebased reporting unit, 3% for the community-based reporting unit, 235% for the hospice reporting unit and 110% for the facility based reporting unit. Community-based reporting unit's carrying value was very close to the estimated fair value due to Elk Valley business acquisition occurring during 2014. We believe that as we grow this line of business, our fair value will increase as a percentage of carrying value.

We have not recognized any goodwill impairment charges in 2014, 2013 or 2012 related to the annual impairment testing; however, we did recognize a disposal of \$0.2 million related to goodwill associated with the closure of underperforming locations.

Included in intangible assets are definite-lived assets subject to amortization such as software licenses, non-compete agreements and defensive assets, which are defined as trade names that are not actively used. Amortization of the definite-lived intangible assets is calculated on a straight-line basis over the estimated useful lives of the related assets. Software licenses are amortized over a three year period and non-compete agreements are amortized over the life of the agreement, usually ranging from three to five years.

We also have indefinite-lived assets that are not subject to amortization expense such as actively used trade names, certificates of need and licenses to conduct specific operations within geographic markets. Such trade names, certificates of need and licenses have indefinite lives because there are no legal, regulatory, contractual, economic or other factors that would limit the useful life of these intangible assets and we intend to renew and operate the certificates of need and licenses and use these trade names indefinitely. These indefinite-lived intangibles are reviewed annually for impairment or more frequently if circumstances indicate impairment may have occurred. To determine whether an indefinite-lived intangible asset is impaired, we perform a qualitative assessment to support the conclusion that the indefinite-lived intangible asset is not impaired. Based on the results of that qualitative assessment, we may perform a quantitative test. The quantitative impairment test on trade names uses the relief-from-royalty method. Under this method, the fair value of the trade name is determined by calculating the present value of the after-tax cost savings associated with owning the trade names and, therefore, not having to pay royalties for use over its estimated useful life. The quantitative impairment test for certificates of need and licenses applies the cost approach. Under this method, assumptions are made about the cost to replace the certificates of need and licenses. Lower revenue expectations caused primarily by changes in payor contracts and Medicare reimbursement cuts may reduce the fair values of certain intangible assets below their carrying values. Based on our analysis, we recorded an intangible asset charge of \$2.0 million, \$0.5 million and \$0.7 million for the twelve months ended December 31, 2014, 2013 and 2012, respectively. We recognized a disposal of \$1.4 million related to other indefinite-lived intangible assets associated with the closure of underperforming locations.

As a result of these respective impairment charges, the carrying values of the related intangible assets were adjusted to their estimated fair values as of December 31, 2014 and 2013. Any further decline in the estimated fair values of these intangibles could result in additional impairment charges being recorded. We determined that, except for the impairment charges described above, there were no indicators that any other intangible assets were impaired as a result of the impairment analysis conducted as of November 30, 2014.

Item 7A. Quantitative and Qualitative Disclosures About Market Risk.

As of December 31, 2014, we had \$0.5 million in cash. Cash in excess of requirements are deposited in highly liquid money market instruments with maturities less than 90 days. Because of the short maturities of these instruments, we would not expect our operating results or cash flows to be materially affected by the effect of a sudden change in market interest rates on our portfolio. In 2014, the Federal Insurance Deposit Corporation (“FDIC”) will insure each depositor up to \$250,000 in coverage at each separately chartered insured depository institution. At times, the Company’s cash in banks exceeds the FDIC insurance limit. The Company has not experienced any loss as a result of those deposits and does not expect any in the future.

Item 8. Financial Statements and Supplementary Data.

The consolidated financial statements and financial statement schedules in Part IV, Item 15 of this Annual Report on Form 10-K are incorporated by reference into this Item 8.

Item 9. Changes In and Disagreements with Accountants on Accounting and Financial Disclosure.

None.

Item 9A. Disclosure Controls and Procedures.**Evaluation of Disclosure Control and Procedures**

The Company maintains disclosure controls and procedures that are designed to ensure that information required to be disclosed by the Company in the reports we file or submit under the Exchange Act is recorded, processed, summarized and reported within the time periods specified in the SEC's rules and forms, and that such information is accumulated and communicated to the Company's management, including its Chief Executive Officer and Chief Financial Officer, as appropriate to allow timely decisions regarding required disclosure.

Under the supervision and with the participation of the Company's management, including its Chief Executive Officer and Chief Financial Officer, management evaluated the effectiveness of the Company's disclosure controls and procedures as of December 31, 2014. Based on that evaluation, the Company's Chief Executive Officer and its Chief Financial Officer concluded that the Company's disclosure controls and procedures (as such term is defined under Rule 13a-15(e) promulgated of the Exchange Act) were effective as of December 31, 2014.

Management's Annual Report on Internal Control Over Financial Reporting

The Company's management is responsible for establishing and maintaining adequate internal control over financial reporting, as that term is defined in Rule 13a-15(f) of the Exchange Act. Under the supervision and with the participation of the Company's management, including the Chief Executive Officer and Chief Financial Officer, the Company conducted an evaluation of its internal control over financial reporting based on the framework in *Internal Control – Integrated Framework (2013)* issued by the Committee of Sponsoring Organizations of the Treadway Commission. Because of its inherent limitations, internal control over financial reporting may not prevent or detect misstatements. Also, projections of any evaluation of effectiveness to future periods are subject to the risk that controls may become inadequate because of changes in conditions, or that the degree of compliance with the policies or procedures may deteriorate.

Based on management's testing and evaluation under the framework in *Internal Control – Integrated Framework (2013)*, management concluded that our internal control over financial reporting was effective as of December 31, 2014.

Under guidelines established by the SEC, companies are allowed to exclude acquisitions from their assessment of internal control over financial reporting during the first year of an acquisition while integrating the acquired company. Accordingly, our assessment of the internal controls excluded Deaconess which was acquired on April 1, 2014. Deaconess' operations represented 7% of our net revenues and 2% of our total assets as of and for the year ended December 31, 2014.

The attestation report of KPMG LLP, the independent registered public accounting firm that audited the financial statements included in this Annual Report on Form 10-K, is included herein.

Changes in Internal Control Over Financial Reporting

There have not been any changes in the Company's internal control over financial reporting, as such term is defined in Rule 13a-15(f) of the Exchange Act, during the Company's fiscal quarter ended December 31, 2014 that have materially affected, or are reasonably likely to materially affect, the Company's internal control over financial reporting.

Report of Independent Registered Public Accounting Firm

The Board of Directors and Stockholders LHC Group, Inc.

We have audited LHC Group, Inc.'s internal control over financial reporting as of December 31, 2014, based on criteria established in *Internal Control – Integrated Framework* (2013) issued by the Committee of Sponsoring Organizations of the Treadway Commission (COSO). LHC Group, Inc.'s management is responsible for maintaining effective internal control over financial reporting and for its assessment of the effectiveness of internal control over financial reporting, included in the accompanying Management's Annual Report on Internal Control over Financial Reporting. Our responsibility is to express an opinion on the Company's internal control over financial reporting based on our audit.

We conducted our audit in accordance with the standards of the Public Company Accounting Oversight Board (United States). Those standards require that we plan and perform the audit to obtain reasonable assurance about whether effective internal control over financial reporting was maintained in all material respects. Our audit included obtaining an understanding of internal control over financial reporting, assessing the risk that a material weakness exists, and testing and evaluating the design and operating effectiveness of internal control based on the assessed risk. Our audit also included performing such other procedures as we considered necessary in the circumstances. We believe that our audit provides a reasonable basis for our opinion.

A company's internal control over financial reporting is a process designed to provide reasonable assurance regarding the reliability of financial reporting and the preparation of financial statements for external purposes in accordance with generally accepted accounting principles. A company's internal control over financial reporting includes those policies and procedures that (1) pertain to the maintenance of records that, in reasonable detail, accurately and fairly reflect the transactions and dispositions of the assets of the company; (2) provide reasonable assurance that transactions are recorded as necessary to permit preparation of financial statements in accordance with generally accepted accounting principles, and that receipts and expenditures of the company are being made only in accordance with authorizations of management and directors of the company; and (3) provide reasonable assurance regarding prevention or timely detection of unauthorized acquisition, use, or disposition of the company's assets that could have a material effect on the financial statements.

Because of its inherent limitations, internal control over financial reporting may not prevent or detect misstatements. Also, projections of any evaluation of effectiveness to future periods are subject to the risk that controls may become inadequate because of changes in conditions, or that the degree of compliance with the policies or procedures may deteriorate.

In our opinion, LHC Group, Inc. maintained, in all material respects, effective internal control over financial reporting as of December 31, 2014, based on criteria established in *Internal Control – Integrated Framework* (2013) issued by the Committee of Sponsoring Organizations of the Treadway Commission (COSO).

LHC Group, Inc. acquired Deaconess on April 1, 2014, and management excluded from its assessment of the effectiveness of LHC Group, Inc.'s internal control over financial reporting as of December 31, 2014, Deaconess' internal control over financial reporting associated with 2% of total assets and 7% of total revenues included in the consolidated financial statements of LHC Group, Inc. and subsidiaries as of and for the year ended December 31, 2014. Our audit of internal control over financial reporting of LHC Group, Inc. also excluded an evaluation of the internal control over financial reporting of Deaconess.

We also have audited, in accordance with the standards of the Public Company Accounting Oversight Board (United States), the consolidated balance sheets of LHC Group, Inc. and subsidiaries as of December 31, 2014 and 2013, and the related consolidated statements of income, changes in equity, and cash flows for each of the years in the three-year period ended December 31, 2014, and our report dated March 11, 2015 expressed an unqualified opinion on those consolidated financial statements.

/s/ KPMG LLP

Baton Rouge, Louisiana
March 11, 2015

PART III

Item 10. Directors, Executive Officers and Corporate Governance.

The information required by this Item regarding our directors and executive officers is incorporated by reference from the information contained under the heading “Information About Directors, Nominees and Management” in the definitive Proxy Statement relating to the Company’s 2015 Annual Meeting of Stockholders.

The information required by this Item regarding compliance with Section 16(a) of the Exchange Act is incorporated by reference from the information contained under the heading “Section 16(a) Beneficial Ownership Reporting Compliance” in the definitive Proxy Statement relating to the Company’s 2015 Annual Meeting of Stockholders.

The information required by this Item regarding our corporate governance Nominating Committee and Audit Committee is incorporated by reference from the information contained under the heading “The Board of Directors and Corporate Governance” in the definitive Proxy Statement relating to the Company’s 2015 Annual Meeting of Stockholders.

Code of Conduct and Ethics

We have adopted a code of ethics that applies to all of our directors, officers and employees. This code is publicly available in the investor relations area of our website at www.lhcgroup.com. Any substantive amendments to this code, or any waivers granted for any directors or executive officers, including our principal executive officer, principal financial officer, principal accounting officer or controller, will be disclosed on our website and remain available there for at least 12 months. This code of ethics is not incorporated in this report by reference. Copies of our code of ethics will also be provided, without charge, upon written request to Investor Relations at LHC Group, Inc., 420 West Pinhook Road, Suite A, Lafayette, Louisiana, 70503.

Item 11. Executive Compensation.

The information required by this Item regarding our executive compensation and Compensation Committee is incorporated by reference from the information contained under the heading “Executive Officer Compensation” in the definitive Proxy Statement relating to the Company’s 2015 Annual Meeting of Stockholders.

Item 12. Security Ownership of Certain Beneficial Owners and Management and Related Stockholder Matters.

The information required by this Item regarding our securities authorized for issuance under equity compensation plans and security ownership of certain beneficial owners and management is incorporated by reference from the information contained under the headings “Security Ownership of Certain Beneficial Owners and Management” in the definitive Proxy Statement relating to the Company’s 2015 Annual Meeting of Stockholders.

Equity Compensation Plan Information

| Plan Category | (a) Number of Shares to be Issued Upon Exercise of Outstanding Options, Warrants, and Rights | (b) Weighted-Average Exercise Price of Outstanding Price of Outstanding Rights | (c) Number of Shares Remaining Available for Future Issuance Under Equity Compensation Plans (Excluding Securities Reflected in Column a) |
|---|---|--|---|
| Equity compensation plans approved by Stockholders: | 15,000 | \$16.88 | 926,585 |
| Equity compensation plans not approved by Stockholders: | — | — | — |
| Total | 15,000 | \$16.88 | 926,585 |

Item 13. Certain Relationships and Related Transactions, and Director Independence.

The information required by this Item regarding transactions with related persons is incorporated by reference from the information contained under the heading “Certain Relationships and Related Transactions” in the definitive Proxy Statement relating to the Company’s 2015 Annual Meeting of Stockholders.

Item 14. Principal Accounting Fees and Services.

The information required by this Item regarding accounting and audit fees is incorporated by reference from the information contained under the heading “Principal Accounting Fees and Services” in the definitive Proxy Statement relating to the Company’s 2015 Annual Meeting of Stockholders.

PART IV

Item 15. Exhibits, Financial Statement Schedules.

(a) Documents to be filed with Form 10-K:

(1) Financial Statements

| | |
|--|-----|
| Report of Independent Registered Public Accounting Firm | F-1 |
| Consolidated Balance Sheets as of December 31, 2014 and 2013 | F-2 |
| For each of the years in the three-year period ended December 31, 2014 | |
| Consolidated Statements of Income | F-3 |
| Consolidated Statements of Changes in Equity | F-4 |
| Consolidated Statements of Cash Flows | F-5 |
| Notes to the Consolidated Financial Statements | F-6 |

(2) Financial Statement Schedules

There are no financial statement schedules included in this report.

(3) Exhibits

The Exhibits are listed in the Index of Exhibits required by Item 601 of Regulation S-K included herewith, which is incorporated by reference.

Report of Independent Registered Public Accounting Firm**The Board of Directors and Stockholders****LHC Group, Inc.:**

We have audited the accompanying consolidated balance sheets of LHC Group, Inc. and subsidiaries as of December 31, 2014 and 2013, and the related consolidated statements of income, changes in equity, and cash flows for each of the years in three-year period ended December 31, 2014. These consolidated financial statements are the responsibility of the Company's management. Our responsibility is to express an opinion on these consolidated financial statements based on our audits.

We conducted our audits in accordance with the standards of the Public Company Accounting Oversight Board (United States). Those standards require that we plan and perform the audit to obtain reasonable assurance about whether the financial statements are free of material misstatement. An audit includes examining, on a test basis, evidence supporting the amounts and disclosures in the financial statements. An audit also includes assessing the accounting principles used and significant estimates made by management, as well as evaluating the overall financial statement presentation. We believe that our audits provide a reasonable basis for our opinion.

In our opinion, the consolidated financial statements referred to above present fairly, in all material respects, the financial position of LHC Group, Inc. and subsidiaries as of December 31, 2014 and 2013, and the results of their operations and their cash flows for each of the years in three-year period ended December 31, 2014, in conformity with U.S. generally accepted accounting principles.

We also have audited, in accordance with the standards of the Public Company Accounting Oversight Board (United States), LHC Group, Inc.'s internal control over financial reporting as of December 31, 2014, based on criteria established in *Internal Control – Integrated Framework* (2013) issued by the Committee of Sponsoring Organizations of the Treadway Commission (COSO), and our report dated March 11, 2015 expressed an unqualified opinion on the effectiveness of the LHC Group, Inc.'s internal control over financial reporting.

/s/ KPMG LLP

Baton Rouge, Louisiana

March 11, 2015

LHC GROUP, INC. AND SUBSIDIARIES

CONSOLIDATED BALANCE SHEETS

(Amounts in thousands, except share data)

| As of December 31, | 2014 | 2013 |
|--|-----------|-----------|
| ASSETS | | |
| Current assets: | | |
| Cash | \$ 531 | \$ 14,014 |
| Receivables: | | |
| Patient accounts receivable, less allowance for uncollectible accounts of \$18,582 and \$14,334, respectively | 97,498 | 88,964 |
| Other receivables | 1,334 | 608 |
| Amounts due from governmental entities | 1,164 | 1,234 |
| Total receivables, net | 99,996 | 90,806 |
| Deferred income taxes | 11,381 | 9,251 |
| Prepaid income taxes | 3,093 | 4,069 |
| Prepaid expenses | 8,724 | 6,966 |
| Other current assets | 3,777 | 4,449 |
| Receivable due from insurance carrier | 7,850 | — |
| Total current assets | 135,352 | 129,555 |
| Property, building and equipment, net of accumulated depreciation of \$44,683 and \$40,935, respectively | 34,787 | 31,052 |
| Goodwill | 240,019 | 194,893 |
| Intangible assets, net of accumulated amortization of \$6,560 and \$4,518, respectively | 79,685 | 62,184 |
| Other assets | 1,896 | 4,542 |
| Total assets | \$491,739 | \$422,226 |
| LIABILITIES AND STOCKHOLDERS' EQUITY | | |
| Current liabilities: | | |
| Accounts payable and other accrued liabilities | \$ 19,278 | \$ 17,217 |
| Salaries, wages and benefits payable | 22,466 | 31,927 |
| Self insurance reserves | 6,559 | 5,862 |
| Current portion of long-term debt | 230 | 249 |
| Amounts due to governmental entities | 4,459 | 4,391 |
| Legal settlement payable | 7,850 | — |
| Total current liabilities | 60,842 | 59,646 |
| Deferred income taxes | 33,592 | 29,060 |
| Income tax payable | 3,415 | 3,415 |
| Revolving credit facility | 60,000 | 22,000 |
| Long-term debt, less current portion | 778 | 963 |
| Total liabilities | 158,627 | 115,084 |
| Noncontrolling interest-redeemable | 11,517 | 11,258 |
| Stockholders' equity: | | |
| LHC Group, Inc. stockholders' equity: | | |
| Common stock – \$0.01 par value: 40,000,000 shares authorized; 22,015,211 and 21,801,634 shares issued in 2014 and 2013, respectively | 220 | 218 |
| Treasury stock – 4,734,363 and 4,693,647 shares at cost, respectively | (35,660) | (34,715) |
| Additional paid-in capital | 108,708 | 103,972 |
| Retained earnings | 245,371 | 223,534 |
| Total LHC Group, Inc. stockholders' equity | 318,639 | 293,009 |
| Noncontrolling interest – non-redeemable | 2,956 | 2,875 |
| Total stockholders' equity | 321,595 | 295,884 |
| Total liabilities and stockholders' equity | \$491,739 | \$422,226 |

See accompanying Notes to the Consolidated Financial Statements

LHC GROUP, INC. AND SUBSIDIARIES**CONSOLIDATED STATEMENTS OF INCOME***(Amounts in thousands, except share and per share data)*

| For the Year Ended of December 31, | 2014 | 2013 | 2012 |
|--|------------|------------|------------|
| Net service revenue | \$ 733,632 | \$ 658,283 | \$ 637,569 |
| Cost of service revenue | 434,775 | 383,464 | 365,752 |
| Gross margin | 298,857 | 274,819 | 271,817 |
| Provision for bad debts | 15,780 | 13,929 | 11,875 |
| General and administrative expenses | 233,945 | 213,633 | 204,987 |
| Impairment of intangibles and other | 3,646 | 520 | 650 |
| Operating income | 45,486 | 46,737 | 54,305 |
| Interest expense | (2,486) | (1,995) | (1,550) |
| Non-operating income | 265 | 263 | 184 |
| Income from continuing operations before income taxes and noncontrolling interests | 43,265 | 45,005 | 52,939 |
| Income tax expense | 14,513 | 15,859 | 17,511 |
| Income from continuing operations | 28,752 | 29,146 | 35,428 |
| Less net income attributable to noncontrolling interests | 6,915 | 6,804 | 7,988 |
| Net income attributable to LHC Group, Inc.'s common stockholders | \$ 21,837 | \$ 22,342 | \$ 27,440 |
| Earnings per share – basic: | | | |
| Net income attributable to LHC Group, Inc.'s common stockholders | \$ 1.27 | \$ 1.31 | \$ 1.54 |
| Earnings per share – diluted: | | | |
| Net income attributable to LHC Group, Inc.'s common stockholders | \$ 1.26 | \$ 1.30 | \$ 1.53 |
| Weighted average shares outstanding: | | | |
| Basic | 17,229,026 | 17,049,794 | 17,853,321 |
| Diluted | 17,315,333 | 17,132,751 | 17,899,195 |

See accompanying Notes to the Consolidated Financial Statements

LHC GROUP, INC. AND SUBSIDIARIES

CONSOLIDATED STATEMENTS OF CHANGES IN EQUITY

(Amounts in thousands, except share data)

| | LHC Group, Inc. | | | | | | | | | |
|---|-----------------|------------|------------|-----------|----------------------------------|----------------------|--|-----------------|--|-----------------|
| | Common Stock | | | | Additional Paid-In Capital | Retained Earnings | Noncontrolling Interest – Non-redeemable | Total Equity | Noncontrolling Interest – Redeemable | Net Income |
| | Issued | | Treasury | | | | | | | |
| Amount | Shares | Amount | Shares | | | | | | | |
| Balances at December 31, 2011 | \$ 183 | 21,374,264 | (6,216) | 3,075,605 | \$ 95,964 | \$173,752 | \$ 3,051 | \$266,734 | \$ 11,348 | |
| Net income | — | — | — | — | — | 27,440 | 595 | 28,035 | 7,393 | <u>\$35,428</u> |
| Acquired noncontrolling interest | — | — | — | — | — | — | 1,636 | 1,636 | — | |
| Noncontrolling interest distributions | — | — | — | — | — | — | (1,249) | (1,249) | (7,195) | |
| Purchase of additional controlling interest | — | — | — | — | (189) | — | — | (189) | (120) | |
| Sale of noncontrolling interest | — | — | — | — | 80 | — | — | 80 | — | |
| Nonvested stock compensation | — | — | — | — | 4,390 | — | — | 4,390 | — | |
| Issuance of vested stock | — | 154,323 | — | — | — | — | — | — | — | |
| Treasury shares redeemed to pay income tax | — | — | (672) | 36,621 | — | — | — | (672) | — | |
| Repurchase of common stock | — | — | (26,958) | 1,540,813 | — | — | — | (26,958) | — | |
| Excess tax benefits-vesting nonvested stock | — | — | — | — | (376) | — | — | (376) | — | |
| Issuance of common stock under Employee Stock Purchase Plan | 1 | 50,185 | — | — | 782 | — | — | 783 | — | |
| Reclassification of common stock at par value | 32 | — | — | — | (32) | — | — | — | — | |
| Balances at December 31, 2012 | \$ 216 | 21,578,772 | \$(33,846) | 4,653,039 | \$100,619 | \$201,192 | \$4,033 | \$272,214 | \$ 11,426 | |
| Net income | — | — | — | — | — | 22,342 | 1,244 | 23,586 | 5,560 | <u>29,146</u> |
| Transfer of noncontrolling interest | — | — | — | — | — | — | (1,342) | (1,342) | 1,342 | |
| Acquired noncontrolling interest | — | — | — | — | — | — | — | — | 608 | |
| Noncontrolling interest distributions | — | — | — | — | — | — | (1,060) | (1,060) | (7,066) | |
| Purchase of additional controlling interest | — | — | — | — | (1,267) | — | — | (1,267) | (612) | |
| Nonvested stock compensation | — | — | — | — | 3,886 | — | — | 3,886 | — | |
| Issuance of vested stock | — | 184,403 | — | — | — | — | — | — | — | |
| Treasury shares redeemed to pay income tax | — | — | (869) | 40,608 | — | — | — | (869) | — | |
| Excess tax benefits-vesting nonvested stock | — | — | — | — | (50) | — | — | (50) | — | |
| Issuance of common stock under Employee Stock Purchase Plan | 2 | 38,459 | — | — | 784 | — | — | 786 | — | |
| Balances at December 31, 2013 | \$ 218 | 21,801,634 | \$(34,715) | 4,693,647 | \$103,972 | \$223,534 | \$2,875 | \$295,884 | \$ 11,258 | |
| Net income | — | — | — | — | — | 21,837 | 1,214 | 23,051 | 5,701 | <u>28,752</u> |
| Sale of noncontrolling interest | — | — | — | — | 161 | — | — | 161 | — | |
| Acquired noncontrolling interest | — | — | — | — | — | — | 138 | 138 | 130 | |
| Purchase of additional controlling interest | — | — | — | — | (359) | — | — | (359) | — | |
| Noncontrolling interest distributions | — | — | — | — | — | — | (1,271) | (1,271) | (5,572) | |
| Nonvested stock compensation | — | — | — | — | 4,094 | — | — | 4,094 | — | |
| Issuance of vested stock | — | 177,272 | — | — | — | — | — | — | — | |
| Treasury shares redeemed to pay income tax | — | — | (945) | 40,716 | — | — | — | (945) | — | |
| Excess tax benefits-vesting nonvested stock | — | — | — | — | 60 | — | — | 60 | — | |
| Issuance of common stock under Employee Stock Purchase Plan | 2 | 36,305 | — | — | 780 | — | — | 782 | — | |
| Balances at December 31, 2014 | \$ 220 | 22,015,211 | \$(35,660) | 4,734,363 | \$108,708 | \$245,371 | \$2,956 | \$321,595 | \$ 11,517 | |

See accompanying Notes to the Consolidated Financial Statements

LHC GROUP, INC. AND SUBSIDIARIES**CONSOLIDATED STATEMENTS OF CASH FLOWS***(Amounts in thousands)*

| For the Year Ended December 31, | 2014 | 2013 | 2012 |
|---|-----------|-----------|-----------|
| Operating activities | | | |
| Net income | \$ 28,752 | \$ 29,146 | \$ 35,428 |
| Adjustments to reconcile net income to net cash provided by operating activities: | | | |
| Depreciation and amortization expense | 9,571 | 8,325 | 7,806 |
| Provision for bad debts | 15,780 | 13,929 | 11,875 |
| Stock-based compensation expense | 4,094 | 3,886 | 4,390 |
| Deferred income taxes | 2,402 | 2,351 | 2,204 |
| Impairment of intangibles and other | 3,650 | 520 | 755 |
| Changes in operating assets and liabilities, net of acquisitions: | | | |
| Receivables | (16,372) | (18,961) | (4,497) |
| Prepaid expenses and other assets | 191 | (749) | 1,780 |
| Prepaid income taxes | 911 | 3,299 | 18,855 |
| Accounts payable and accrued expenses | (10,460) | 4,395 | (4,288) |
| Net amounts due to/from governmental entities | 138 | (226) | 464 |
| Net cash provided by operating activities | 38,657 | 45,915 | 74,772 |
| Investing activities | | | |
| Cash paid for acquisitions, primarily goodwill and intangible assets | (73,933) | (26,920) | (6,758) |
| Proceeds from sale of assets | — | — | 33 |
| Purchases of property, building and equipment | (8,105) | (8,343) | (8,415) |
| Net cash (used in) investing activities | (82,038) | (35,263) | (15,140) |
| Financing activities | | | |
| Proceeds from line of credit | 75,000 | 73,000 | 188,561 |
| Payments on line of credit | (37,000) | (70,500) | (203,881) |
| Excess tax benefits from vesting of restricted stock | 124 | 18 | — |
| Proceeds from issuance of common stock under ESPP | 782 | 786 | 783 |
| Proceeds from debt issuance | — | 1,212 | — |
| Payments on debt | (202) | — | — |
| Noncontrolling interest distributions | (6,843) | (8,126) | (8,444) |
| Payment of deferred financing fees | (852) | — | — |
| Purchase of additional controlling interest | (359) | (1,879) | (309) |
| Sale of noncontrolling interest | 193 | — | 80 |
| Redemption of treasury stock to pay income tax | (945) | (869) | — |
| Repurchase of common stock | — | — | (26,958) |
| Net cash provided by (used in) financing activities | 29,898 | (6,358) | (50,168) |
| Change in cash | (13,483) | 4,294 | 9,464 |
| Cash at beginning of period | 14,014 | 9,720 | 256 |
| Cash at end of period | \$ 531 | \$ 14,014 | \$ 9,720 |
| Supplemental disclosures of cash flow information | | | |
| Interest paid | \$ 2,461 | \$ 1,961 | \$ 1,550 |
| Income taxes paid | \$ 11,781 | \$ 21,606 | \$ 8,645 |

Supplemental disclosure of non-cash transactions:

2014 non-cash transaction. \$2.7 million of licenses associated with the Company's Point of Care technology were capitalized as additions to property, building and equipment upon placing associated equipment in service. These licenses were purchased during the twelve months ended December 31, 2010 and previously recorded in other assets on the balance sheet.

2012 non-cash transactions. In conjunction with the vesting of nonvested shares of stock, recipients incur personal income tax obligations. The Company allows the recipients to turn in shares of common stock to satisfy those personal tax obligations. During 2012, the Company obtained \$0.7 million of treasury shares for tax payments on stock vesting.

See accompanying Notes to the Consolidated Financial Statements

LHC GROUP, INC. AND SUBSIDIARIES**NOTES TO CONSOLIDATED FINANCIAL STATEMENTS****1. Organization**

LHC Group, Inc. (the "Company") is a health care provider specializing in the post-acute continuum of care primarily for Medicare beneficiaries. The Company provides home-based services, primarily through home nursing agencies and community-based service agencies, hospice services, and facility-based services, primarily through long-term acute care hospitals. As of December 31, 2014, the Company, through its wholly and majority-owned subsidiaries, equity joint ventures and controlled affiliates, operated 340 service providers in 30 states within the domestic United States.

2. Summary of Significant Accounting Policies**Use of Estimates**

The preparation of financial statements in conformity with U.S. generally accepted accounting principles ("US GAAP") requires management to make estimates and assumptions that affect the reported amounts of assets and liabilities and disclosure of contingent assets and liabilities at the date of the financial statements and the reported revenue and expenses during the reporting period. Actual results could differ from those estimates.

The most significant estimates relate to revenue recognition, collectability of accounts receivable and impairment tests of goodwill and other indefinite-lived intangible assets. A description of the significant accounting policies and a discussion of the significant estimates and judgments associated with such policies are described below.

Principles of Consolidation

The consolidated financial statements include all subsidiaries and entities controlled by the Company. Control is defined by the Company as ownership of a majority of the voting interest of an entity. Third party equity interests in the consolidated joint ventures are reflected as noncontrolling interests in the Company's consolidated financial statements.

The following table summarizes the percentage of net service revenue earned by type of ownership or relationship the Company had with the operating entity for the periods presented for the years ending December 31:

| Ownership Type | 2014 | 2013 | 2012 |
|------------------------------|--------|--------|--------|
| Wholly owned subsidiaries | 55.0% | 48.8% | 48.1% |
| Equity joint ventures | 42.0 | 48.5 | 49.1 |
| License leasing arrangements | 2.0 | 1.9 | 1.9 |
| Management services | 1.0 | 0.8 | 0.9 |
| | 100.0% | 100.0% | 100.0% |

All significant inter-company accounts and transactions have been eliminated in consolidation. Business combinations accounted for as purchases have been included in the consolidated financial statements from the respective dates of acquisition.

The following discussion describes the Company's consolidation policy with respect to its various ventures excluding wholly owned subsidiaries:

Equity Joint Ventures

A majority of the Company's equity joint ventures are structured as limited liability companies in which the Company typically owns a majority equity interest ranging from 51% to 91%. Each member of all but one of the Company's equity joint ventures participates in profits and losses in proportion to their equity interests. The Company has one equity joint venture partner whose participation in losses is limited. The Company consolidates these entities as the Company has the obligation to absorb losses of the entities and the right to receive benefits from the entities and generally has voting control over the entities.

License Leasing Arrangements

The Company, through wholly owned subsidiaries, leases home health licenses necessary to operate certain of its home nursing and hospice agencies. As with wholly owned subsidiaries, the Company owns 100% of the equity of these entities and consolidates them based on such ownership.

Management Services

The Company has various management services agreements under which the Company manages certain operations of agencies and facilities. The Company does not consolidate these agencies or facilities, as the Company does not have an ownership interest and does not have an obligation to absorb losses of the entities or the right to receive the benefits from the entities other than management fees.

Revenue Recognition

The Company reports net service revenue at the estimated net realizable amount due from Medicare, Medicaid and others for services rendered. The Company assesses the patient's ability to pay for their healthcare services at the time of patient admission based on the Company's verification of the patient's insurance coverage under the Medicare, Medicaid and other commercial or managed care insurance programs. All such payors contribute to the net service revenue of the Company's home-based services, hospice services and facility-based services.

The following table sets forth the percentage of net service revenue earned by category of payor for the years ending December 31:

| Payor | 2014 | 2013 | 2012 |
|----------|--------|--------|--------|
| Medicare | 75.0% | 79.8% | 77.9% |
| Medicaid | 1.3 | 1.4 | 1.8 |
| Other | 23.7 | 18.8 | 20.3 |
| | 100.0% | 100.0% | 100.0% |

The percentage of net service revenue contributed from each reporting segment was as follows for the years ending December 31:

| Segment | 2014 | 2013 | 2012 |
|-------------------------|--------|--------|--------|
| Home-Based Services | 80.8% | 80.0% | 80.5% |
| Hospice Services | 9.2 | 8.5 | 7.9 |
| Facility-Based Services | 10.0 | 11.5 | 11.6 |
| | 100.0% | 100.0% | 100.0% |

Medicare

Home-Based Services

Home Nursing Services. The Company's home nursing Medicare patients are classified into one of 153 home health resource groups prior to receiving services. Based on this home health resource group, the Company is entitled to receive a standard prospective Medicare payment for delivering care over a 60-day period referred to as an episode. The Company recognizes revenue based on the number of days elapsed during an episode of care within the reporting period.

Final payments from Medicare may reflect one of four retroactive adjustments to ensure the adequacy and effectiveness of the total reimbursement: (a) an outlier payment if the patient's care was unusually costly; (b) a low utilization adjustment if the number of visits was fewer than five; (c) a partial payment if the patient transferred to another provider before completing the episode; or (d) a payment adjustment based upon the level of therapy services required in the population base. Management estimates the impact of these payment adjustments based on historical experience and records this estimate during the period the services are rendered. The Company's payment is also adjusted for geographic wage differences. In calculating the Company's reported net service revenue from home nursing services, the Company adjusts the prospective Medicare payments by an estimate of the adjustments.

Hospice Services

The Company is paid by Medicare under a per diem payment system. The Company receives one of four predetermined daily or hourly rates based upon the level of care the Company furnished. The Company records net service revenue from hospice services based on the daily or hourly rate and recognizes revenue as hospice services are provided.

Hospice payments are subject to an inpatient cap and an overall Medicare payment cap. The inpatient cap relates to individual programs receiving more than 20% of its total Medicare reimbursement from inpatient care services and the overall Medicare payment cap relates to individual programs receiving reimbursements in excess of a "cap amount," calculated by multiplying the number of beneficiaries during the period by a statutory amount that is indexed for inflation. The determination for each cap is made annually based on the 12 -month period ending on October 31 of each year. The Company monitors its limits on a provider-by-provider basis and records an estimate of its liability for reimbursements received in excess of the cap amount. Annually, the Company receives notification of whether any of its hospice providers have exceeded either cap. As of December 31, 2014, the Company recorded \$0.8 million for estimated liabilities in amounts due to governmental entities.

Facility-Based Services

Long-Term Acute Care Services. The Company is reimbursed by Medicare for services provided under the long-term acute care hospital ("LTACH") prospective payment system. Each patient is assigned a long-term care diagnosis-related group. The Company is paid a predetermined fixed amount intended to reflect the average cost of treating a Medicare patient classified in that particular long-term care diagnosis-related group. For selected patients, the amount may be further adjusted based on length-of-stay and facility-specific costs, as well as in instances where a patient is discharged and subsequently re-admitted, among other factors. The Company calculates the adjustment based on a historical average of these types of adjustments for claims paid. Similar to other Medicare prospective payment systems, the rate is also adjusted for geographic wage differences. Revenue is recognized for the Company's LTACHs as services are provided.

Medicaid, Managed Care and Other Payors

The Company's Medicaid reimbursement is based on a predetermined fee schedule applied to each service provided. Therefore, revenue is recognized for Medicaid services as services are provided based on this fee schedule. The Company's managed care and other payors reimburse the Company in a manner similar to either Medicare or Medicaid. Accordingly, the Company recognizes revenue from managed care and other payors in the same manner as the Company recognizes revenue from Medicare or Medicaid.

Management Services

The Company records management services revenue as services are provided in accordance with the various management services agreements to which the Company is a party. As described in the management services agreements, the Company provides billing, management and other consulting services suited to and designed for the efficient operation of the applicable home nursing agency. The Company is responsible for the costs associated with the locations and personnel required for the provision of services. The Company is compensated based on a percentage of cash collections for one management service agreement and reimbursed for operating expenses plus a percentage of operating net income for two management service agreements.

Accounts Receivable and Allowances for Uncollectible Accounts

The Company reports accounts receivable net of estimated allowances for uncollectible accounts and adjustments. Accounts receivable are uncollateralized and primarily consist of amounts due from Medicare, other third-party payors, and patients. To provide for accounts receivable that could become uncollectible in the future, the Company establishes an allowance for uncollectible accounts to reduce the carrying amount of such receivables to their estimated net realizable value. Because Medicare is the Company's primary payor, the credit risk associated with receivables from other payors is limited. The Company believes the credit risk associated with its Medicare accounts, which represent 58.2% and 68.6% of its patient accounts receivable at December 31, 2014 and 2013, respectively, is limited due to (i) the historical collection rate from Medicare and (ii) the fact that Medicare is a U.S. government payor. The Company does not believe that there are any other significant concentrations of receivables from any particular payor that would subject it to any significant credit risk in the collection of accounts receivable.

The amount of the provision for bad debts is based upon the Company's assessment of historical and expected net collections, business and economic conditions and trends in government reimbursement. Uncollectible accounts are written off when the Company has determined that the account will not be collected.

A portion of the estimated Medicare prospective payment system reimbursement from each submitted home nursing episode is received in the form of a request for anticipated payment ("RAP"). The Company submits a RAP for 60% of the estimated reimbursement for the initial episode at the start of care. The full amount of the episode is billed after the episode has been completed. The RAP received for that particular episode is deducted from the final payment. If a final bill is not submitted within the greater of 120 days from the start of the episode, or 60 days from the date the RAP was paid, any RAPs received for that episode will be recouped by Medicare from any other Medicare claims in process for that particular provider. The RAP and final claim must then be resubmitted. For subsequent episodes of care contiguous with the first episode for a particular patient, the Company submits a RAP for 50% instead of 60% of the estimated reimbursement.

The Company's Medicare population is paid at a prospectively set amount that can be determined at the time services are rendered. The Company's Medicaid reimbursement is based on a predetermined fee schedule applied to each individual service we provide. The Company's managed care contracts are structured similar to either the Medicare or Medicaid payment methodologies. Because of its payor mix, the Company is able to calculate its actual amount due at the patient level and adjust the gross charges down to the actual amount at the time of billing. This negates the need to record an estimated contractual allowance when reporting net service revenue for each reporting period.

Business Combination

The Company accounts for business combinations using the acquisition method. The assets typically acquired consist primarily of a Medicare license, trade names, certificate of need and/or a noncompete agreement. The assets acquired and liabilities assumed, if any, are measured at fair value on the acquisition date using the appropriate valuation method. The noncontrolling interest associated with joint venture acquisitions is also measured and recorded at fair value as of the acquisition date. The residual purchase price is recorded as goodwill. The operations of the acquisitions are included in the consolidated financial statements from their respective dates of acquisition.

Goodwill and Intangible Assets

The Company performs its annual impairment review of goodwill at November 30, and when a triggering event occurs between annual impairment tests. For 2014, the Company performed a qualitative assessment of goodwill and determined that it is not more likely than not that the fair values of its reporting units are less than the carrying amounts.

The Company has not recognized any goodwill impairment charges in 2014, 2013 or 2012 related to the annual impairment testing; however, the Company did recognize a disposal of \$0.2 million related to goodwill associated with the closure of underperforming locations.

Included in intangible assets are definite-lived assets subject to amortization such as non-compete agreements and defensive assets, which are defined as trade names that are not actively used. Amortization of definite-lived intangible assets is calculated on a straight-line basis over the estimated useful lives of the related assets, ranging from two to five years. The Company also has indefinite-lived assets that are not subject to amortization expense such as trade names, certificates of need and licenses to conduct specific operations within geographic markets. The Company has concluded that trade names, certificates of need and licenses have indefinite lives, because there are no legal, regulatory, contractual, economic or other factors that would limit the useful life of these intangible assets and the Company intends to renew and operate the certificates of need and licenses and use the trade names indefinitely. These indefinite-lived intangible assets are reviewed annually for impairment or more frequently if circumstances indicate impairment may have occurred. To determine whether an indefinite-lived intangible asset is impaired, the Company performs a qualitative assessment to support the conclusion that the indefinite-lived intangible asset is not impaired. Based on the results of that qualitative assessment, the Company may perform a quantitative test. The Company utilizes a relief-from-royalty method in its quantitative impairment test of trade names. Under this method, the fair value of the trade name is determined by calculating the present value of the after-tax cost savings associated with owning the trade names and, therefore, not having to pay royalties for use over its estimated useful life. The Company utilizes the cost approach in its quantitative impairment test for certificates of need and licenses. Under this method, assumptions are made about the cost to replace the certificates of need and licenses. During the twelve months ended December 31, 2014, 2013 and 2012, the Company recorded an impairment charge related to indefinite-lived intangible assets of \$2.0 million, \$0.5 million and \$0.7 million, respectively. The Company recognized a disposal of \$1.4 million related to other indefinite-lived intangible assets associated with the closure of underperforming locations.

Due to/from Governmental Entities

The Company's LTACHs are reimbursed for certain activities based on tentative rates. The amounts recorded in *due to/from governmental entities* on the Company's consolidated balance sheets relate to settled and open cost reports that are subject to the completion of audits and the issuance of final assessments. Final reimbursement is determined based on submission of annual cost reports and audits by the fiscal intermediary. Adjustments are accrued on an estimated basis in the period the related services were rendered and further adjusted as final settlements are determined. These adjustments are accounted for as changes in estimates. Additionally, reimbursements received in excess of hospice cap amounts are recorded in this account.

Property, Building and Equipment

Property, building and equipment are stated at cost. Depreciation is computed using the straight-line method over the estimated useful lives of the individual assets. The estimated useful life of buildings is 39 years, while the estimated useful lives of transportation equipment, and furniture and other equipment range from 3 to 10 years. The useful life for leasehold improvements is the shorter of the lease term or the expected life of the leasehold improvement. Assets that are sold or retired are written off and any gain or losses are recorded in operating income. Routine repairs and maintenance costs are expensed as incurred.

Property, building and equipment are reviewed whenever events or changes in circumstances occur that indicate possible impairment. There were no impairments recognized during the periods ended December 31, 2014, 2013 or 2012.

The following table describes the Company's components of property, building and equipment for the years ending December 31 (amounts in thousands):

| | 2014 | 2013 |
|--|----------|----------|
| Land | \$ 543 | \$ 673 |
| Building and improvements | 9,238 | 8,997 |
| Transportation equipment | 6,191 | 6,181 |
| Fixed equipment | 3,661 | 4,137 |
| Office furniture and medical equipment | 59,837 | 51,999 |
| | 79,470 | 71,987 |
| Less accumulated depreciation | 44,683 | 40,935 |
| | \$34,787 | \$31,052 |

Depreciation expense for the years ended December 31, 2014, 2013 and 2012 was \$7.5 million, \$6.9 million and \$6.9 million, respectively, which was recorded in general and administrative expenses.

Noncontrolling Interest

The nonredeemable interest held by third parties in subsidiaries owned or controlled by the Company is reported on the consolidated balance sheets as noncontrolling interest as a component of stockholders' equity. Redeemable interest held by third parties in subsidiaries owned or controlled by the Company is reported on the consolidated balance sheets outside of permanent equity. All noncontrolling interest reported in the consolidated statements of income reflects the respective interests in the income or loss after income taxes of the subsidiaries attributable to the other parties, the effect of which is removed from the net income attributable to the Company.

Stock-Based Compensation

The Company grants restricted stock or restricted stock units to employees and members of its Board of Directors as a form of compensation. The expense for such awards is based on the grant date fair value of the award and is recognized on a straight-line basis over the requisite service period. See Note 7 to these consolidated financial statements.

Earnings Per Share

Basic per share information is computed by dividing the item by the weighted-average number of shares outstanding during the period, under the treasury stock method. Diluted per share information is computed by dividing the item by the weighted-average number of shares outstanding plus dilutive potential shares.

The following table sets forth shares used in the computation of basic and diluted per share information for the years ended December 31, 2014, 2013 and 2012:

| | 2014 | 2013 | 2012 |
|--|-------------------|-------------------|-------------------|
| Weighted average number of shares outstanding for basic per share calculation | 17,229,026 | 17,049,794 | 17,853,321 |
| Effect of dilutive potential shares: | | | |
| Options | 4,284 | 4,058 | 1,909 |
| Nonvested restricted stock | 82,023 | 78,899 | 43,965 |
| Adjusted weighted average shares for diluted per share calculation | 17,315,333 | 17,132,751 | 17,899,195 |
| Antidilutive shares | 173,360 | 182,225 | 345,122 |

Recently Issued Accounting Pronouncements

FASB issued Accounting Standards Update 2014-8 *Presentation of Financial Statements (Topic 205) and Property, Plant and Equipment (Topic 360) Reporting Discontinued Operations and Disclosures of Disposals of Components of an Entity* ("ASU 2014-8") in April 2014. ASU 2014-8 changed the definition of discontinued operations by limiting discontinued operations reporting to disposals of components of an entity that represent strategic shifts that have (or will have) a major effect on a Company's operations and financial results. ASU 2014-8 also requires additional disclosures for discontinued operations. ASU 2014-8 is effective for annual periods beginning after December 15, 2014 and for interim period within those years. Early adoption is permitted only for disposals that have not been reported in financial statements previously issued or available for issuance. The Company adopted this guidance during 2014.

On May 28, 2014, the FASB issued ASU No. 2014-9, *Revenue from Contracts with Customers*, ("ASU 2014-9") which requires an entity to recognize the amount of revenue to which it expects to be entitled for the transfer of promised goods or services to customers. ASU 2014-9 will replace most existing revenue recognition guidance in U.S. GAAP when it becomes effective. The new standard is effective for the Company on January 1, 2017. Early adoption is not permitted. The standard permits the use of either the retrospective or cumulative effect transition method. The Company is evaluating the effect that ASU 2014-9 will have on its consolidated financial statements and related disclosures. The Company has not yet selected a transition method nor has it determined the effect of the standard on its ongoing financial reporting.

3. Acquisitions and Disposals

2014 Acquisitions

Pursuant to the Company's strategy for becoming the leading provider of post-acute health care services in the United States, the Company acquired 46 home-based agencies, 6 hospice agencies and 6 community-based services agencies during the twelve months ended December 31, 2014. The Company maintains an ownership interest in the acquired businesses as set forth below:

| Acquired Businesses | Ownership Percentage | State of Operations | Acquisition Date |
|--|----------------------|---------------------|------------------|
| EAMC – Lanier Home Health | 75% | Alabama | 2/1/2014 |
| Lifeline Home Health | 100% | Kentucky | 2/1/2014 |
| Louisiana Hospice & Palliative Care of New Orleans | 100% | Louisiana | 3/1/2014 |
| West Virginia Home Health | 100% | West Virginia | 4/1/2014 |
| St. Joseph's Hospice | 100% | West Virginia | 4/1/2014 |
| Northwestern Illinois Home Health | 100% | Illinois | 4/1/2014 |
| Deaconess – Lifeline Home Health | 100% | Kentucky | 4/1/2014 |
| Deaconess HomeCare | 100% | Mississippi | 4/1/2014 |
| Deaconess HomeCare | 100% | Tennessee | 4/1/2014 |
| Deaconess Hospice | 100% | Mississippi | 4/1/2014 |
| Elk Valley Health Services, LLC | 100% | Tennessee | 4/1/2014 |
| North Carolina Home Health | 100% | North Carolina | 5/1/2014 |
| Professional Nursing Services | 100% | North Carolina | 5/1/2014 |
| Life Care at Home | 100% | Massachusetts | 9/1/2014 |
| Life Care at Home of Tennessee | 100% | Tennessee | 9/1/2014 |
| Life Care at Home | 100% | Utah | 9/1/2014 |
| Life Care at Home | 100% | Arizona | 9/1/2014 |
| At Home Healthcare | 100% | Colorado | 9/1/2014 |
| Life Care at Home | 100% | Washington | 9/1/2014 |
| Life Care at Home | 100% | Rhode Island | 11/1/2014 |
| Troy Regional Medical Center Home Health | 54% | Alabama | 11/1/2014 |

Each of the acquisitions was accounted for under the acquisition method of accounting, and, accordingly, the accompanying financial information includes the results of operations of each acquired entity from the date of acquisition.

The total aggregate purchase price for the Company's acquisitions was \$75.5 million, of which \$73.9 million was paid in cash. The purchase prices are determined based on the Company's analysis of comparable acquisitions and the target market's potential future cash flows. The Company paid \$1.0 million in acquisition-related costs, which was recorded in general and administrative expenses.

The Company's home-based services segment recognized aggregate goodwill of \$40.0 million for the acquisitions and hospice services segment recognized aggregate goodwill of \$5.3 million. Goodwill generated from the acquisitions was recognized based on the expected contributions of each acquisition to the overall corporate strategy. The Company expects its portion of goodwill to be fully tax deductible. The following table summarizes the aggregate consideration paid for the acquisitions and the amounts of the assets acquired and liabilities assumed at the acquisition dates, as well as the fair value at the acquisition dates of the noncontrolling interest acquired (amounts in thousands):

| | |
|---|-----------------|
| Consideration | |
| Cash | \$73,933 |
| Fair value of total consideration transferred | 73,933 |
| Recognized amounts of identifiable assets acquired and liabilities assumed | |
| Trade name | 13,950 |
| Certificates of need/licenses | 8,615 |
| Other identifiable intangible assets | 441 |
| Accounts receivable | 8,667 |
| Fixed assets | 495 |
| Accounts payable | (867) |
| Other assets and (liabilities), net | (2,456) |
| Total identifiable assets | 28,845 |
| Noncontrolling interest | 238 |
| Goodwill, including noncontrolling interest of \$75 | \$45,326 |

Trade names, certificates of need and licenses are indefinite-lived assets and, therefore, not subject to amortization. Acquired trade names that are not being used actively are amortized over the estimated useful life on the straight line basis. The other identifiable assets include non-compete agreements that are amortized over the life of the agreements, ranging from two to five years. Noncontrolling interest is valued at fair value by applying a discount to the value of the acquired entity for lack of control.

The following table contains unaudited pro forma consolidated income statement information assuming the 2014 acquisitions closed January 1, 2013 (amount in thousands, except earnings per share):

| | 2014 | 2013 |
|-----------------------------------|------------------|------------------|
| Net service revenue | \$771,750 | \$760,669 |
| Operating income | 46,230 | 47,399 |
| Net income | 22,299 | 22,698 |
| Basic earnings per share | 1.29 | 1.33 |
| Diluted earnings per share | 1.29 | 1.32 |

The pro forma information presented above includes adjustments for (i) depreciation expense, (ii) amortization of identifiable intangible assets, (iii) income tax provision using the Company's effective tax rate and (iv) estimate of additional costs to provide administrative costs for these locations. This pro forma information is presented for illustrative purposes only and may not be indicative of the results of operations that would have actually occurred. In addition, future results may vary significantly from the results reflected in the pro forma information.

2013 Acquisitions

The total aggregate purchase price for the Company's acquisitions, which closed in the twelve months ended December 31, 2013, was \$27.3 million, of which \$26.9 million was paid in cash and \$0.4 million in assumed liabilities. Purchase prices are determined based on an analysis of comparable acquisitions and the target market's potential future cash flows. The company paid \$0.6 million in acquisition-related costs, which was recorded in general and administrative expenses.

The Company's home-based services segment recognized aggregate goodwill of \$23.2 million for acquisitions, including \$0.6 million of noncontrolling goodwill and hospice services segment recognized aggregate goodwill of \$2.5 million. Goodwill generated from the acquisitions was recognized based on the expected contributions of each acquisition to the overall corporate strategy. The Company expects its portion of goodwill to be fully tax deductible.

During the twelve months ended December 31, 2013, the Company purchased membership interests in six of its equity joint ventures. The total purchase price for the additional ownership from these equity transactions was \$1.9 million, resulting in the Company reducing noncontrolling interest-redeemable by \$0.6 million and additional paid in capital by \$1.3 million.

4. Goodwill and Other Intangibles, Net

The following table summarizes changes in goodwill by reporting unit during the twelve months ended December 31, 2014 and 2013 (amounts in thousands):

| | Home-Based Reporting Unit | Community-Based Reporting Unit | Hospice Reporting Unit | Facility-Based Reporting Unit | Total |
|--|---------------------------|--------------------------------|------------------------|-------------------------------|------------------|
| Balance as of December 31, 2012 | \$150,350 | \$ 265 | \$ 6,944 | \$11,591 | \$169,150 |
| Goodwill from acquisitions | 22,602 | — | 2,519 | — | 25,121 |
| Goodwill related to noncontrolling interests | 622 | — | — | — | 622 |
| Balance as of December 31, 2013 | \$173,574 | \$ 265 | \$ 9,463 | \$11,591 | \$194,893 |
| Goodwill from acquisitions | 22,809 | 17,074 | 5,330 | — | 45,213 |
| Goodwill related to noncontrolling interests | 113 | — | — | — | 113 |
| Goodwill related to disposal | (200) | — | — | — | (200) |
| Balance as of December 31, 2014 | \$196,296 | \$17,339 | \$14,793 | \$11,591 | \$240,019 |

LHC GROUP

The Company determined that there was no impairment for the goodwill of any reporting units as of December 31, 2014, 2013 and 2012 based on the Company's annual impairment testing; however, the Company did record \$0.2 million disposal of goodwill as of December 31, 2014 due to the closure of underperforming locations. This was recorded in impairment of intangibles and other.

The Company performed an impairment analysis on its indefinite-lived intangible assets related to the Company's trade names, licenses and certificates of need to determine the fair values as of November 30, 2014 and 2013. Lower revenue expectations caused by payor contract changes and projected Medicare reimbursement cuts reduced the fair values of certain intangible assets below their carrying values. Based on that analysis, the Company recorded an impairment charge of \$2.0 million and \$0.5 million for the years ended December 31, 2014 and 2013, respectively, which was recorded in impairment of intangibles and other.

The following tables summarize the changes in intangible assets during the twelve months ended December 31, 2014 and 2013 (amounts in thousands):

| | December 31, 2014 | | | |
|--|-----------------------|-----------------------|--------------------------|---------------------|
| | Estimated Useful Life | Gross Carrying Amount | Accumulated Amortization | Net Carrying Amount |
| Indefinite-lived assets: | | | | |
| Trade names | Indefinite | \$54,732 | \$ — | \$54,732 |
| Certificates of need/licenses | Indefinite | 19,058 | — | 19,058 |
| Indefinite-lived balance at end of period | | 73,790 | — | 73,790 |
| Amortizing assets: | | | | |
| Trade names | 2 months – 5 years | 8,210 | (2,797) | 5,413 |
| Non-compete agreements | 3 months – 2 years | 4,225 | (3,763) | 462 |
| Favorable leases | 6 months – 3 years | 20 | — | 20 |
| Amortizing balance at end of period | | 12,455 | (6,560) | 5,895 |
| Balance at December 31, 2014 | | \$86,245 | \$(6,560) | \$79,685 |

| | December 31, 2013 | | | |
|--|-----------------------|-----------------------|--------------------------|---------------------|
| | Estimated Useful Life | Gross Carrying Amount | Accumulated Amortization | Net Carrying Amount |
| Indefinite-lived assets: | | | | |
| Trade names | Indefinite | \$46,707 | \$ — | \$46,707 |
| Certificates of need/licenses | Indefinite | 10,540 | — | 10,540 |
| Indefinite-lived balance at end of period | | 57,247 | — | 57,247 |
| Amortizing assets: | | | | |
| Trade names | 8 months – 1 year | 5,625 | (1,055) | 4,570 |
| Non-compete agreements | 2 months – 3 years | 3,830 | (3,463) | 367 |
| Amortizing balance at end of period | | 9,455 | (4,518) | 4,937 |
| Balance at December 31, 2013 | | \$66,702 | \$(4,518) | \$62,184 |

Intangible assets of \$73.4 million, net of accumulated amortization, related to the home-based services segment, \$5.3 million were related to the hospice segment and \$1.0 million related to the facility-based services segment as of December 31, 2014.

Disposal of Intangible Assets in Company's Subsidiary

During the twelve months ended December 31, 2014, the Company disposed of intangible assets for underperforming providers in the home-based segment. The loss on the disposal of these providers was \$1.4 million, which was recorded in impairment of intangibles and other.

5. Income Taxes

The Company accounts for income taxes using the asset and liability method. Under the asset and liability method, deferred taxes are determined based on differences between the financial reporting and tax bases of assets and liabilities and are measured using the enacted tax laws that will be in effect when the differences are expected to reverse.

Significant components of the Company's deferred tax assets and liabilities as of December 31, 2014 and 2013 were as follows (amounts in thousands):

| | 2014 | 2013 |
|---|-------------------|-------------------|
| Deferred tax assets: | | |
| Allowance for uncollectible accounts | \$ 6,397 | \$ 5,127 |
| Accrued employee benefits | 4,195 | 3,420 |
| Stock compensation | 1,228 | 1,503 |
| Accrued self-insurance | 2,526 | 2,257 |
| Acquisition costs | 1,510 | 1,155 |
| Net operating loss carry forward | 927 | 873 |
| Intangible asset impairment | 49 | 55 |
| Uncertain tax position—state tax portion | 215 | 215 |
| Uncertain tax position—interest expense | 186 | — |
| Other | 121 | 61 |
| Valuation allowance | (44) | (44) |
| Deferred tax assets | \$ 17,310 | \$ 14,622 |
| Deferred tax liabilities: | | |
| Amortization of intangible assets | (29,370) | (25,202) |
| Tax depreciation in excess of book depreciation | (7,994) | (7,171) |
| Prepaid expenses | (697) | (786) |
| Non-accrual experience accounting method | (1,459) | (1,223) |
| Deferred state tax receivable | — | (49) |
| Deferred tax liabilities | (39,520) | (34,431) |
| Net deferred tax liability | \$(22,210) | \$(19,809) |

Based on the Company's historical pattern of taxable income, the Company believes it will produce sufficient income in the future to realize its deferred income tax assets. Management provides a valuation allowance for any net deferred tax assets when it is more likely than not that a portion of such net deferred tax assets will not be recovered.

The components of the Company's income tax expense from continuing operations, less noncontrolling interest, were as follows (amounts in thousands):

| | 2014 | 2013 | 2012 |
|---|-----------------|-----------------|-----------------|
| Current: | | | |
| Federal | \$10,195 | \$11,962 | \$12,930 |
| State | 1,916 | 1,546 | 2,377 |
| | 12,111 | 13,508 | 15,307 |
| Deferred: | | | |
| Federal | 2,187 | 1,448 | 1,955 |
| State | 215 | 903 | 249 |
| | 2,402 | 2,351 | 2,204 |
| Total income tax expense (benefit) | \$14,513 | \$15,859 | \$17,511 |

LHC GROUP

A reconciliation of the difference between the federal statutory tax rate and the Company's effective tax rate for income taxes for each period is as follows:

| | 2014 | 2013 | 2012 |
|---|--------------|--------------|--------------|
| Federal statutory tax rate | 35.0% | 35.0% | 35.0% |
| State income taxes, net of federal benefit | 3.5 | 3.5 | 3.5 |
| Nondeductible expenses | 2.3 | 3.1 | 2.2 |
| Credits and other | (0.9) | — | (1.7) |
| Effective tax rate | 39.9% | 41.6% | 39.0% |

A reconciliation of the differences between income tax expense on net income attributable to LHC Group, Inc., computed at the federal statutory rate and provisions for income taxes for each period is as follows (amounts in thousands):

| | 2014 | 2013 | 2012 |
|--|-----------------|-----------------|-----------------|
| Income taxes computed at federal statutory tax rate | \$12,723 | \$13,360 | \$15,733 |
| State income taxes, net of federal benefit | 1,407 | 1,641 | 1,739 |
| Nondeductible expenses | 766 | 1,022 | 844 |
| Other items | (99) | 101 | 40 |
| Income tax credits | (284) | (265) | (845) |
| Total income tax expense (benefit) | \$14,513 | \$15,859 | \$17,511 |

The Company is subject to both federal and state income tax for jurisdictions within which it operates. Within these jurisdictions, the Company is open to examination for tax years ended after December 31, 2011.

As of December 31, 2014, \$3.4 million was recorded in income tax payable as an unrecognized tax benefit which, if recognized, would decrease the Company's effective tax rate. A reconciliation of the total amounts of unrecognized tax benefits follows (amounts in thousands):

| | |
|---|----------------|
| Total unrecognized tax benefits as of December 31, 2013 | \$3,415 |
| Increases (decreases) in unrecognized tax benefits as a result of: | |
| Tax positions taken during the current period | — |
| Total unrecognized tax benefits as of December 31, 2014 | \$3,415 |

The Company recognizes interest and penalties related to uncertain tax positions in interest expense and general and administrative expenses, respectively. During the years ended December 31, 2014, 2013 and 2012, the Company recognized \$0.2 million, \$0.2 million and \$0.1 million in interest expense, respectively, and recorded an accrued liability of interest payments related to uncertain tax positions.

6. Debt

Credit Facility

On June 18, 2014, the Company entered into a Credit Agreement (the "Credit Agreement") with Capital One, National Association, which provides a senior, secured revolving line of credit commitment with a maximum principal borrowing limit of \$225.0 million and a letter of credit sub-limit equal to \$15.0 million. The Credit Agreement replaces the Third Amended and Restated Credit Agreement with Capital One, National Association, dated August 31, 2012. The expiration date of the Credit Agreement is June 18, 2019. Revolving loans under the Credit Agreement bear interest at either a (1) Base Rate, which is defined as a fluctuating rate per annum equal to the highest of (a) the Federal Funds Rate in effect on such day plus 0.5% (b) the Prime Rate in effect on such day and (c) the Eurodollar Rate for a one month interest period on such day plus 1.0%, plus a margin ranging from 0.75% to 1.5% per annum or (2) Eurodollar rate plus a margin ranging from 1.75% to 2.5% per annum. Swing line loans bear interest at the Base Rate. The Company is limited to 15 Eurodollar borrowings outstanding at the same time. The Company is required to pay a commitment fee for the unused commitments at rates ranging from 0.225% to 0.375% per annum depending upon the Company's consolidated Leverage Ratio, as defined in the Credit Agreement. The Base Rate at December 31, 2014 was 4.25% and the Eurodollar rate was 2.17%. As of December 31, 2014, the interest rate on outstanding borrowings was 2.2%.

As of December 31, 2014 the Company had \$60.0 million drawn and letters of credit in the amount of \$7.1 million outstanding under the credit facility. At December 31, 2013, the Company had \$22.0 million drawn and letters of credit in the amount of \$6.7 million outstanding under the credit facility.

Promissory Note

On January 7, 2014, the Company entered into a promissory note with American Bank & Trust Company in an aggregate principal amount of \$1.2 million. The promissory note matures on January 6, 2019. Principal payments of \$20,000 are due monthly over a period of 60 months. Interest rate related to the promissory note is 4.5%.

The scheduled principal payments on long-term debt for each of the five years subsequent to December 31, 2014 is as follows (amounts in thousands):

| Year | Principal Payment Amount |
|--------------|--------------------------|
| 2015 | \$ 230 |
| 2016 | 60,241 |
| 2017 | 252 |
| 2018 | 264 |
| 2019 | 21 |
| Total | \$61,008 |

7. Stockholders' Equity

Stock Repurchase Program

In October 2010, the Company's Board of Directors authorized a program to repurchase shares of the Company's common stock, par value \$0.01 per share, from time to time, in an amount not to exceed \$50.0 million ("Stock Repurchase Program"). The Company anticipates that it will finance the Stock Repurchase Program with cash from general corporate funds or draws under the credit facility. The Company may repurchase shares of common stock in open market purchase or in privately negotiated transactions in accordance with applicable securities laws, rules and regulations. The timing and extent to which the Company repurchases its shares will depend upon market conditions and other corporate considerations.

The Company uses the cost method to account for the repurchase of common stock and the average cost method to account for reissuance of treasury shares. During 2014 and 2013, no shares were repurchased. During the twelve months ended December 31, 2012, the Company repurchased 1,540,813 shares of common stock at an aggregate cost of \$27.0 million, including commissions, or an average cost per share of \$17.52. The remaining dollar value of shares authorized to be purchased under the share repurchase program was \$22.5 million at December 31, 2014.

Equity Based Awards

At the Company's 2010 Annual Meeting of Stockholders, the stockholders of the Company approved the Company's 2010 Long Term Incentive Plan (the "2010 Incentive Plan"). The 2010 Incentive Plan is administered by the Compensation Committee of the Company's Board of Directors (the "Compensation Committee"). A total of 1,500,000 shares of the Company's common stock are reserved and available for issuance pursuant to awards granted under the 2010 Incentive Plan. A variety of discretionary awards for employees, officers, directors and consultants are authorized under the 2010 Incentive Plan, including incentive or non-qualified statutory stock options and nonvested stock. All awards must be evidenced by a written award certificate which will include the provisions specified by the Compensation Committee. The Compensation Committee will determine the exercise price for non-statutory stock options, which cannot be less than the fair market value of our common stock as of the date of grant.

In the event of a change of control as defined in the 2010 Incentive Plan, all restricted periods and restrictions imposed on non-performance based restricted stock awards will lapse and outstanding options will become immediately exercisable in full.

Share Based Compensation

Stock Options

The following table represents stock options activity for the year ended December 31, 2014:

| | Number of Shares | Weighted Average Exercise Price | Average Remaining Contractual Term | Aggregate Intrinsic Value |
|--|------------------|---------------------------------|------------------------------------|---------------------------|
| Options outstanding at January 1, 2014 | 15,000 | \$16.88 | 2.0 years | \$107,475 |
| Options granted | — | — | — | — |
| Options exercised | — | — | — | — |
| Options forfeited or expired | — | — | — | — |
| Options outstanding at December 31, 2014 | 15,000 | \$16.88 | 1.0 year | \$ — |
| Options exercisable at December 31, 2014 | 15,000 | \$16.88 | 1.0 year | \$214,575 |

All options are fully vested and exercisable at December 31, 2014. There were no options granted and no compensation expense related to stock options grants recorded in the years ended December 31, 2014, 2013 or 2012.

Nonvested Stock

The Company issues stock-based compensation to employees in the form of nonvested stock, which is an award of common stock subject to certain restrictions. The awards, which the Company calls nonvested shares, generally vest over a five year period, conditioned on continued employment for the full incentive period. Compensation expense for the nonvested stock is recognized for the awards that are expected to vest. The expense is based on the fair value of the awards on the date of grant recognized on a straight-line basis over the requisite service period, which generally relates to the vesting period.

During 2014, 2013 and 2012, respectively, 172,545, 198,243 and 187,140 nonvested shares were granted to employees pursuant to the 2010 Incentive Plan.

The Company also issues nonvested stock to its independent directors of the Company's Board of Directors. During 2014, 2013 and 2012, respectively, 26,900, 24,300 and 26,100 nonvested shares of stock were granted to the independent directors under the 2005 Director Compensation Plan. The shares issued under the 2005 Director Compensation Plan were drawn from the 1,500,000 shares reserved and available for issuance under the 2010 Incentive Plan. The shares fully vest one year from the date of the grant, except for grants provided to new directors, which vest one-third on the date of grant and one-third on each of the first two anniversaries of the grant date.

The fair value of nonvested shares is determined based on the closing trading price of the Company's shares on the grant date. The weighted average grant date fair values of nonvested shares granted during the years ended December 31, 2014, 2013 and 2012 were \$23.59, \$21.45 and \$19.02, respectively.

The following table represents the nonvested stock activity for the year ended December 31, 2014:

| | Number of Shares | Weighted Average Grant Date Fair Value |
|---|------------------|--|
| Nonvested shares outstanding at January 1, 2014 | 506,467 | \$ 22.08 |
| Granted | 199,445 | 23.59 |
| Vested | (180,115) | 22.05 |
| Forfeited | (1,510) | 23.38 |
| Nonvested shares outstanding at December 31, 2014 | 524,287 | \$ 22.56 |

As of December 31, 2014, there was \$7.8 million of total unrecognized compensation cost related to non-vested shares granted. That cost is expected to be recognized over the weighted average period of 3.11 years. The total fair value of shares vested in the years ended December 31, 2014 and 2013 was \$3.9 million and total fair value of shares vested in the year ended December 31, 2012 was \$3.7 million, respectively. The Company records compensation expense related to non-vested share awards at the grant date for shares

that are awarded fully vested and over the vesting term on a straight line basis for shares that vest over time. The Company has recorded \$4.1 million, \$3.9 million and \$4.4 million in compensation expense related to non-vested stock grants in the years ended December 31, 2014, 2013 and 2012, respectively.

Employee Stock Purchase Plan

In 2006, the Company adopted the Employee Stock Purchase Plan allowing eligible employees to purchase the Company's common stock at 95% of the market price on the last day of each calendar quarter. There were 250,000 shares reserved for the plan.

On June 20, 2013, the Amended and Restated Employee Stock Purchase Plan was approved by the Company's stockholders. As a result of the amendment, the Employee Stock Purchase Plan was modified as follows:

- An additional 250,000 shares of common stock were authorized for issuance over the term of the Employee Stock Purchase Plan.
- The term of the Employee Stock Purchase Plan was extended from January 1, 2016 to January 1, 2023.

The following table represents the shares issued during 2014, 2013 and 2012 under the Employee Stock Purchase Plan:

| | Number of Shares | Weighted Average Per Share Price |
|---|---------------------|---|
| Shares available as of January 1, 2011 | 111,432 | |
| Additional shares authorized for issuance | 250,000 | |
| Shares issued in 2012 | 50,185 | \$15.58 |
| Shares issued in 2013 | 38,459 | \$20.39 |
| Shares issued in 2014 | 36,305 | \$21.49 |
| Shares available as of December 31, 2014 | <u>236,483</u> | |

Treasury Stock

In conjunction with the vesting of the non-vested shares of stock, recipients incur personal income tax obligations. The Company allows the recipients to turn in shares of common stock to satisfy those personal tax obligations. The Company redeemed 40,716, 40,608 and 36,621 shares of common stock related to these tax obligations during the years ended December 31, 2014, 2013 and 2012, respectively.

8. Leases

In certain instances, state laws may prohibit the sale of a home nursing agency or hospitals may be reluctant to sell their home health agencies. In these instances, the Company, through its wholly owned subsidiaries, enters into a lease agreement for a Medicare and Medicaid license, as well as the associated provider number to provide home health or hospice services. As of December 31, 2014, the Company had three license lease arrangements to operate four home nursing agencies and three hospice agencies.

One of the leases was entered into in 2007 and expires in 2017. Expense related to this lease was \$0.2 million for each of the years ended December 31, 2014, 2013, and 2012, respectively. Payment due under this lease is \$0.2 million in 2015.

Two of the leases were amended during 2010 to extend the lease terms to one year with an automatic renewal clause of four years. Expense related to these leases was \$0.4 million for the years ended December 31, 2014, and \$0.3 million for the years ended December 31, 2013 and 2012, respectively. The lease payments associated with these leases are based on a percentage of quarterly net profits; therefore, the future payments will vary with the future profits.

The Company leases office space and equipment at its various locations. Many of the leases contain renewal options with varying terms and conditions. Management expects that in the normal course of business, expiring leases will be renewed or, upon making a decision to relocate, replaced by leases for new locations. Operating lease terms range from three to ten years. Rent expense includes insurance, maintenance, and other costs as required by the lease. Total rental expense was \$21.1 million, \$17.2 million and \$17.3 million for the years ended December 31, 2014, 2013 and 2012, respectively.

LHC GROUP

The Company participates in a fleet program that allows qualified employees to obtain a lease vehicle. Employees that drive over 12,000 miles on an annual basis can qualify for a vehicle; all participation is voluntary. The individual operating leases are for a minimum of 12 months. Fleet expense for the twelve months ended December 31, 2014 was \$3.6 million.

Future minimum rental commitments under non-cancelable operating leases are as follows (amounts in thousands):

| Year | Total |
|------------|-----------------|
| 2015 | \$23,530 |
| 2016 | 10,384 |
| 2017 | 6,017 |
| 2018 | 3,284 |
| 2019 | 1,718 |
| Thereafter | 2,015 |
| | \$46,948 |

9. Employee Benefit Plan

Defined Contribution Plan

The Company sponsors a 401(k) plan for all eligible employees. The plan allows participants to contribute up to \$17,500 in 2014, tax deferred (subject to IRS guidelines). The plan also allows discretionary Company contributions as determined by the Company's Board of Directors. Effective January 1, 2006, the Company implemented a discretionary match of up to two percent of participating employee contributions. The employer contribution will vest 20% after two years and 20% each additional year until it is fully vested in year six. Contribution expense to the Company was \$4.7 million, \$3.7 million and \$1.7 million in the years ended December 31, 2014, 2013 and 2012, respectively.

10. Commitments and Contingencies

Contingencies

The Company is involved in various legal proceedings arising in the ordinary course of business. Although the results of litigation cannot be predicted with certainty, management believes the outcome of pending litigation will not have a material adverse effect, after considering the effect of the Company's insurance coverage, on the Company's interim financial information.

On June 13, 2012, a putative shareholder securities class action was filed against the Company and its Chairman and Chief Executive Officer in the United States District Court for the Western District of Louisiana, styled City of Omaha Police & Fire Retirement System v. LHC Group, Inc., et al., Case No. 6:12-cv-1609-JTT-CMH. The action was filed on behalf of LHC shareholders who purchased shares of the Company's common stock between July 30, 2008 and October 26, 2011. Plaintiff generally alleges that the defendants caused false and misleading statements to be issued in violation of Section 10(b) of the Securities Exchange Act of 1934, as amended ("the Exchange Act") and Rule 10b-5 promulgated thereunder and that the Company's Chairman and Chief Executive Officer is a control person under Section 20(a) of the Exchange Act. On November 2, 2012, Lead Plaintiff City of Omaha Police & Fire Retirement System filed an Amended Complaint for Violations of the Federal Securities Laws ("the Amended Complaint") on behalf of the same putative class of LHC shareholders as the original Complaint. In addition to claims under Sections 10(b) and 20(a) of the Exchange Act, the Amended Complaint added a claim against the Chairman and Chief Executive Officer for violation of Section 20A of the Exchange Act. The Company believes these claims are without merit. On December 17, 2012, the Company and the Chairman and Chief Executive Officer filed a motion to dismiss the Amended Complaint, which was denied by Order dated March 15, 2013. On June 16, 2014, following mediation, the parties entered into a Stipulation of Settlement. On August 5, 2014, the District Court entered an Order Preliminarily Approving Settlement and Providing for Notice. The District Court held a final fairness hearing on December 11, 2014, and issued two Report and Recommendations on February 11, 2015 approving the settlement plan of allocation and Lead Plaintiff's fees and expenses. On March 3, 2015, the District Court entered its Judgments adopting the Report and Recommendations previously issued. The Company's insurance carrier will fund the entire \$7.9 million settlement amount. The Company's balance sheet reflects the entire settlement in current assets as a receivable due from insurance carrier and correspondingly reflects the entire settlement in current liabilities as a legal settlement payable.

On October 18, 2013, a derivative complaint was filed by a purported Company shareholder against certain of the Company's current and former executive officers, employees and members of its Board of Directors in the United States District Court for the Western District of Louisiana, styled Plummer v. Myers, et al., Case No. 6:13-cv-2899-JTT-CMH. The action was brought derivatively on behalf of the Company, which is also named as a nominal defendant. Plaintiff generally alleges that the individual defendants breached their fiduciary duties owed to the Company. The complaint also alleges claims for insider selling and unjust enrichment against the Company's Chairman and Chief Executive Officer and the Company's former President and Chief Operating Officer.

On December 30, 2013, a related derivative complaint was filed by a purported Company shareholder against certain of the Company's current and former executive officers, employees and members of its Board of Directors in the United States District Court of the Western District of Louisiana, styled McCormack v. Myers, et al., Case No. 6:13-cv-3301-JTT-CMH. The action was brought derivatively on the Company's behalf and the Company was also named as a nominal defendant. Plaintiff generally alleges that the individual defendants breached their fiduciary duties owed to the Company and wasted corporate assets. Plaintiff also alleges that the Company's Chairman and Chief Executive Officer caused false and misleading statements to be issued in violation of Section 10(b) of the Exchange Act and Rule 10b-5 promulgated thereunder and that the Company's Directors are control persons under Section 20(a) of the Exchange Act. The complaint also alleges claims for insider selling, misappropriation of information and unjust enrichment against the Company's Chairman and Chief Executive Officer and the Company's former President and Chief Operating Officer.

On March 25, 2014, the McCormack derivative action was consolidated with the Plummer derivative action described above and stayed pending the conclusion of expert discovery in the related City of Omaha shareholder securities class action described above. The parties are presently discussing future case scheduling. The Company believes these claims are without merit and intends to defend this consolidated lawsuit vigorously. The Company cannot predict the outcome or effect of this consolidated lawsuit, if any, on the Company's financial condition and results of operations.

Except as discussed above, the Company is not aware of any pending or threatened investigations involving allegations of potential wrongdoing.

Any negative findings in the above described lawsuits could result in substantial financial penalties or awards against the Company. At this time, the Company cannot predict the ultimate outcome of these matters or the potential range of damages, if any.

Joint Venture Buy/Sell Provisions

Most of the Company's joint ventures include a buy/sell option that grants to the Company and its joint venture partners the right to require the other joint venture party to either purchase all of the exercising member's membership interests or sell to the exercising member all of the non-exercising member's membership interest, at the non-exercising member's option, within 30 days of the receipt of notice of the exercise of the buy/sell option. In some instances, the purchase price is based on a multiple of the historical or future earnings before income taxes and depreciation and amortization of the equity joint venture at the time the buy/sell option is exercised. In other instances, the buy/sell purchase price will be negotiated by the partners and subject to a fair market valuation process. The Company has not received notice from any joint venture partners of their intent to exercise the terms of the buy/sell agreement nor has the Company notified any joint venture partners of its intent to exercise the terms of the buy/sell agreement.

Compliance

The laws and regulations governing the Company's operations, along with the terms of participation in various government programs, regulate how the Company does business, the services offered and its interactions with patients and the public. These laws and regulations, and their interpretations, are subject to frequent change. Changes in existing laws or regulations, or their interpretations, or the enactment of new laws or regulations could materially and adversely affect the Company's operations and financial condition.

The Company is subject to various routine and non-routine governmental reviews, audits and investigations. In recent years, federal and state civil and criminal enforcement agencies have heightened and coordinated their oversight efforts related to the health care industry, including referral practices, cost reporting, billing practices, joint ventures and other financial relationships among health care providers. Violation of the laws governing the Company's operations, or changes in the interpretation of those laws, could result in the imposition of fines, civil or criminal penalties, and/or termination of the Company's rights to participate in federal and state-sponsored programs and suspension or revocation of the Company's licenses. The Company believes that it is in material compliance with all applicable laws and regulations.

11. Segment Information

During the first quarter of 2014, the Company had a change in the composition of segments due to the hospice services meeting the criteria of quantitative thresholds established by ASC 280, *Segment Reporting*. Prior period segment data has been restated to reflect the newly reportable segment in which hospice services were previously included in home-based services.

The Company's segments consist of home-based services, hospice services and facility-based services. Home-based services include home nursing services and community-based services. Facility-based services include long-term acute care services. The accounting policies of the segments are the same as those described in the summary of significant accounting policies.

The following tables summarize the Company's segment information for the twelve months ended December 31, 2014, 2013 and 2012 (amounts in thousands):

| | Year Ended December 31, 2014 | | | |
|--|------------------------------|------------------|-------------------------|-----------|
| | Home-Based Services | Hospice Services | Facility-Based Services | Total |
| Net service revenue | \$592,664 | \$67,621 | \$73,347 | \$733,632 |
| Cost of service revenue | 349,467 | 39,804 | 45,504 | 434,775 |
| Provision for bad debts | 13,945 | 909 | 926 | 15,780 |
| General and administrative expenses | 193,832 | 18,882 | 21,231 | 233,945 |
| Impairment of intangibles and other | 3,269 | 202 | 175 | 3,646 |
| Operating income | 32,151 | 7,824 | 5,511 | 45,486 |
| Interest expense | (1,988) | (249) | (249) | (2,486) |
| Non-operating income | 203 | 43 | 19 | 265 |
| Income from continuing operations before income taxes and noncontrolling interests | 30,366 | 7,618 | 5,281 | 43,265 |
| Income tax expense | 11,104 | 1,955 | 1,454 | 14,513 |
| Income from continuing operations | 19,262 | 5,663 | 3,827 | 28,752 |
| Less net income attributable to noncontrolling interests | 5,085 | 1,122 | 708 | 6,915 |
| Net income attributable to LHC Group, Inc.'s common stockholders | \$ 14,177 | \$ 4,541 | \$ 3,119 | \$ 21,837 |
| Total assets | \$420,538 | \$34,847 | \$36,354 | \$491,739 |

| | Year Ended December 31, 2013 | | | |
|--|------------------------------|------------------|-------------------------|-----------|
| | Home-Based Services | Hospice Services | Facility-Based Services | Total |
| Net service revenue | \$526,719 | \$56,172 | \$75,392 | \$658,283 |
| Cost of service revenue | 304,987 | 34,212 | 44,265 | 383,464 |
| Provision for bad debts | 11,628 | 1,215 | 1,086 | 13,929 |
| General and administrative expenses | 176,074 | 16,210 | 21,349 | 213,633 |
| Impairment of intangibles and other | 344 | 175 | 1 | 520 |
| Operating income | 33,686 | 4,360 | 8,691 | 46,737 |
| Interest expense | (1,600) | (200) | (195) | (1,995) |
| Non-operating income | 142 | 26 | 95 | 263 |
| Income from continuing operations before income taxes and noncontrolling interests | 32,228 | 4,186 | 8,591 | 45,005 |
| Income tax expense | 12,545 | 1,797 | 1,517 | 15,859 |
| Income from continuing operations | 19,683 | 2,389 | 7,074 | 29,146 |
| Less net income attributable to noncontrolling interests | 4,596 | 956 | 1,252 | 6,804 |
| Net income attributable to LHC Group, Inc.'s common stockholders | \$ 15,087 | \$ 1,433 | \$ 5,822 | \$ 22,342 |
| Total assets | \$356,842 | \$29,073 | \$36,311 | \$422,226 |

| | Year Ended December 31, 2012 | | | |
|--|------------------------------|------------------|-------------------------|-----------|
| | Home-Based Services | Hospice Services | Facility-Based Services | Total |
| Net service revenue | \$513,244 | \$50,497 | \$73,828 | \$637,569 |
| Cost of service revenue | 292,580 | 29,609 | 43,563 | 365,752 |
| Provision for bad debts | 9,741 | 852 | 1,282 | 11,875 |
| General and administrative expenses | 168,815 | 14,660 | 21,512 | 204,987 |
| Impairment of intangibles and other | 250 | — | 400 | 650 |
| Operating income | 41,858 | 5,376 | 7,071 | 54,305 |
| Interest expense | (1,205) | (151) | (194) | (1,550) |
| Non-operating income | 124 | 9 | 51 | 184 |
| Income from continuing operations before income taxes and noncontrolling interests | 40,777 | 5,234 | 6,928 | 52,939 |
| Income tax expense | 13,848 | 1,771 | 1,892 | 17,511 |
| Income from continuing operations | 26,929 | 3,463 | 5,036 | 35,428 |
| Less net income attributable to noncontrolling interests | 6,153 | 811 | 1,024 | 7,988 |
| Net income attributable to LHC Group, Inc.'s common stockholders | \$ 20,776 | \$ 2,652 | \$ 4,012 | \$ 27,440 |
| Total assets | \$326,920 | \$23,220 | \$36,754 | \$386,894 |

12. Fair Value of Financial Instruments

The carrying amounts of the Company's cash, receivables, accounts payable and accrued liabilities approximate their fair values because of their short maturity. The estimated fair value of intangible assets was calculated using level 3 inputs based on the present value of anticipated future benefits. For the year ended December 31, 2014, the carrying value of the Company's long-term debt approximates fair value as the interest rates approximate current rates.

13. Allowance for Uncollectible Accounts

The following table summarizes the activity and ending balances in the allowance for uncollectible accounts for the twelve months ended December 31, 2014, 2013 and 2012 (amounts in thousands):

| | Beginning of Year Balance | Additions | Deductions | End of Year Balance |
|------|---------------------------|-----------|------------|---------------------|
| 2014 | \$14,334 | \$15,780 | \$11,532 | \$18,582 |
| 2013 | 11,863 | 13,929 | 11,458 | 14,334 |
| 2012 | 10,692 | 11,875 | 10,704 | 11,863 |

14. Concentration of Risk

The Company's Louisiana facilities accounted for approximately 22.7%, 26.0% and 28.5% of net service revenue during the years ended December 31, 2014, 2013 and 2012, respectively. Any material change in the current economic or competitive conditions in Louisiana could have a disproportionate effect on the Company's overall business results.

15. Unaudited Summarized Quarterly Financial Information

The following table represents the Company's unaudited quarterly results of operations (amounts in thousands, except share data):

| | First Quarter 2014 | Second Quarter 2014 | Third Quarter 2014 | Fourth Quarter 2014 |
|--|-----------------------|------------------------|-----------------------|------------------------|
| Net service revenue | \$ 163,681 | \$ 188,867 | \$ 187,713 | \$ 193,371 |
| Gross margin | 66,347 | 77,340 | 74,591 | 80,579 |
| Net income attributable to LHC Group, Inc.'s common stockholders | 4,068 | 6,061 | 6,174 | 5,534 |
| Basic earnings per share: | | | | |
| Net income attributable to LHC Group, Inc.'s common stockholders | \$ 0.24 | \$ 0.35 | \$ 0.36 | \$ 0.32 |
| Diluted earnings per share: | | | | |
| Net income attributable to LHC Group, Inc.'s common stockholders | \$ 0.24 | \$ 0.35 | \$ 0.36 | \$ 0.32 |
| Weighted average shares outstanding: | | | | |
| Basic | 17,148,043 | 17,233,264 | 17,260,078 | 17,274,677 |
| Diluted | 17,268,716 | 17,277,224 | 17,356,916 | 17,419,423 |

| | First Quarter 2013 | Second Quarter 2013 | Third Quarter 2013 | Fourth Quarter 2013 |
|--|-----------------------|------------------------|-----------------------|------------------------|
| Net service revenue | \$ 161,953 | \$ 166,302 | \$ 164,748 | \$ 165,280 |
| Gross margin | 68,705 | 69,293 | 66,782 | 70,039 |
| Net income attributable to LHC Group, Inc.'s common stockholders | 6,286 | 5,790 | 5,297 | 4,969 |
| Basic earnings per share: | | | | |
| Net income attributable to LHC Group, Inc.'s common stockholders | \$ 0.37 | \$ 0.34 | \$ 0.31 | \$ 0.29 |
| Diluted earnings per share: | | | | |
| Net income attributable to LHC Group, Inc.'s common stockholders | \$ 0.37 | \$ 0.34 | \$ 0.31 | \$ 0.29 |
| Weighted average shares outstanding: | | | | |
| Basic | 16,966,525 | 17,055,619 | 17,083,201 | 17,096,360 |
| Diluted | 17,073,543 | 17,127,017 | 17,182,013 | 17,228,499 |

Because of the method used to calculate per share amounts, quarterly per share amounts may not necessarily total to the per share amounts for the entire year.

SIGNATURES

Pursuant to the requirements of Section 13 or 15 (d) of the Securities Exchange Act of 1934, the registrant has duly caused this report to be signed on its behalf by the undersigned thereunto duly authorized.

LHC GROUP, INC.

/s/ KEITH G. MYERS

Keith G. Myers

Chief Executive Officer

March 11, 2015

POWER OF ATTORNEY

KNOW ALL MEN BY THESE PRESENTS, that each person whose signature appears below constitutes and appoints Keith G. Myers and Dionne E. Viator and either of them (with full power in each to act alone) as true and lawful attorneys-in-fact with full power of substitution, for him and in his name, place and stead, in any and all capacities, to sign any and all amendments to this Annual Report on Form 10-K and to file the same, with all exhibits thereto and other documents in connection therewith, with the Securities and Exchange Commission, hereby ratifying and confirming all that said attorneys-in-fact, or their substitute or substitutes, may lawfully do or cause to be done by virtue hereof.

Pursuant to the requirements of the Securities Exchange Act of 1934, this report has been signed by the following persons on behalf of the registrant and in the capacities and on the dates indicated.

| Signature | Title | Date |
|---|---|----------------|
| <u>/s/ KEITH G. MYERS</u> Keith G. Myers | Chief Executive Officer and Chairman of the Board of Directors | March 11, 2015 |
| <u>/s/ DIONNE E. VIATOR</u> Dionne E. Viator | Executive Vice President, Chief Financial Officer, Principal Accounting Officer | March 11, 2015 |
| <u>/s/ MONICA F. AZARE</u> Monica F. Azare | Director | March 11, 2015 |
| <u>/s/ JOHN B. BREAUX</u> John B. Breaux | Director | March 11, 2015 |
| <u>/s/ JOHN L. INDEST</u> John L. Indest | Director | March 11, 2015 |
| <u>/s/ GEORGE A. LEWIS</u> George A. Lewis | Director | March 11, 2015 |
| <u>/s/ RONALD T. NIXON</u> Ronald T. Nixon | Director | March 11, 2015 |
| <u>/s/ CHRISTOPHER S. SHACKELTON</u> Christopher S. Shackelton | Director | March 11, 2015 |
| <u>/s/ W.J. "BILLY" TAUZIN</u> W.J. "Billy" Tausin | Director | March 11, 2015 |
| <u>/s/ KENNETH E. THORPE</u> Kenneth E. Thorpe | Director | March 11, 2015 |
| <u>/s/ BRENT TURNER</u> Brent Turner | Director | March 11, 2015 |
| <u>/s/ DAN S. WILFORD</u> Dan S. Wilford | Director | March 11, 2015 |

EXHIBIT INDEX

| Exhibit Number | Description of Exhibits |
|----------------|---|
| 3.1 | Certificate of Incorporation of LHC Group, Inc. (previously filed as Exhibit 3.1 to LHC Group's Form S-1/A (File No. 333-120792) filed on February 14, 2005). |
| 3.2 | Bylaws of LHC Group, Inc., as amended on December 3, 2007 (previously filed as Exhibit 3.2 to LHC Group's Form 10-Q for the quarterly period ended March 31, 2008, filed on May 9, 2008). |
| 4.1 | Specimen Stock Certificate of LHC Group's Common Stock, par value \$0.01 per share (previously filed as Exhibit 4.1 to LHC Group's Form S-1/A (File No. 333-120792) filed on February 14, 2005). |
| 10.1+ | LHC 2003 Key Employee Equity Participation Plan (previously filed as Exhibit 10.3 to LHC Group's Form S-1 (File No. 333-120792) filed on November 26, 2004). |
| 10.2+ | LHC Group, Inc. 2005 Long-Term Incentive Plan (previously filed as Exhibit 10.4 to the Form S-1/A (File No. 333-120792) filed on February 14, 2005). |
| 10.3 | LHC Group, Inc. 2010 Long-Term Incentive Plan (previously filed as Exhibit 10.1 to LHC Group's Form 10-Q for the quarterly period ended June 30, 2010, filed on August 6, 2010). |
| 10.4 | LHC Group, Inc. Second Amended and Restated 2005 Non-Employee Directors Compensation Plan |
| 10.5+ | Form of Indemnity Agreement between LHC Group and directors and certain officers (previously filed as Exhibit 10.10 to the Form S-1/A (File No. 333-120792) filed on February 14, 2005). |
| 10.6+ | LHC Group, Inc. 2006 Employee Stock Purchase Plan (previously filed as Exhibit 99.2 to LHC Group's Form 8-K filed on June 16, 2006). |
| 10.7 | Settlement Agreement among the United States of America, LHC Group, Inc. and certain of its subsidiaries and relator, dated September 29, 2011 (previously filed as Exhibit 10.1 to LHC Group's Form 8-K filed on September 30, 2011). |
| 10.8 | Corporate Integrity Agreement between the Office of Inspector General of the Department of Health and Human Services and LHC Group, Inc., dated September 29, 2011 (previously filed as Exhibit 10.2 to LHC Group's Form 8-K filed on September 30, 2011). |
| 10.9 | Credit Agreement, dated as of June 18, 2014, among LHC Group, Inc., Capital One, National Association, as administrative agent, sole bookrunner, sole lead arranger, and a lender, JPMorgan Chase Bank, N.A., Regions Bank and Compass Bank, as co-syndication agents and lenders, and Whitney Bank, as a lender (previously filed as Exhibit 10.1 to LHC Group's Form 8-K filed on June 23, 2014). |
| 10.10+ | Amended and Restated Employment Agreement between Donald D. Stelly and LHC Group, Inc. dated August 19, 2013 (previously filed as Exhibit 10.1 to the Form 8-K filed August 19, 2013). |
| 10.11+ | Amended and Restated Employment Agreement between Joshua L. Proffitt and LHC Group, Inc. dated November 25, 2013 (previously filed as Exhibit 10.15 to the Form 10-K filed March 6, 2014) |
| 10.12+ | Amended and Restated Employment Agreement between Keith G. Myers and LHC Group, Inc. dated April 1, 2014 (previously filed as Exhibit 10.1 to the Form 8-K filed April 4, 2014). |
| 10.13+ | Employment Agreement between Dionne E. Viator and LHC Group, Inc. dated December 3, 2014 (previously filed as Exhibit 10.1 to the Form 8-K filed December 4, 2014). |
| 21.1 | Subsidiaries of the Registrant. |
| 23.1 | Consent of KPMG LLP. |
| 31.1 | Certification of Keith G. Myers, Chief Executive Officer pursuant to Rule 13a- 14(a)/15d-14(a), as adopted pursuant to Section 302 of the Sarbanes-Oxley Act of 2002. |

| Exhibit Number | Description of Exhibits |
|----------------|--|
| 31.2 | Certification of Dionne E. Viator, Chief Financial Officer pursuant to Rule 13a- 14(a)/15d-14(a), as adopted pursuant to Section 302 of the Sarbanes-Oxley Act of 2002. |
| 32.1* | Certification of the Chief Executive Officer and Chief Financial Officer pursuant to 18 U.S.C. Section 1350, as adopted pursuant to Section 906 of the Sarbanes-Oxley Act of 2002. |
| 101.INS | XBRL Instance Document |
| 101.SCH | XBRL Schema Document |
| 101.CAL | XBRL Calculation Linkbase Document |
| 101.DEF | XBRL Definition Linkbase Document |
| 101.LAB | XBRL Label Linkbase Document |
| 101.PRE | XBRL Presentation Linkbase Document |

Attached as Exhibit 101 to this report are documents formatted in XBRL (Extensible Business Reporting Language). Users of this data are advised pursuant to Rule 406T of Regulation S-T that the interactive data file is deemed not filed or part of a registration statement or prospectus for purposes of section 11 or 12 of the Securities Act of 1933, is deemed not filed for purposes of section 18 of the Securities Exchange Act of 1934, and otherwise not subject to liability under these sections. The financial information contained in the XBRL-related documents is “unaudited” or “unreviewed.”

+ Indicates a management contract or compensatory plan.

Corporate Information

Independent Registered Public Accounting Firm

KPMG LLP

301 Main Street, Suite 2150 • Baton Rouge, LA 70801
kpmg.com

Transfer Agent and Registrar

American Stock Transfer & Trust Company LLC

6201 15th Avenue • Brooklyn, NY 11219
800.937.5449

Corporate Headquarters

LHC Group, Inc.

420 West Pinhook Road • Lafayette, LA 70503
Phone: 866.LHC.GROUP • Fax: 337.235.8037
LHCgroup.com

Common Stock

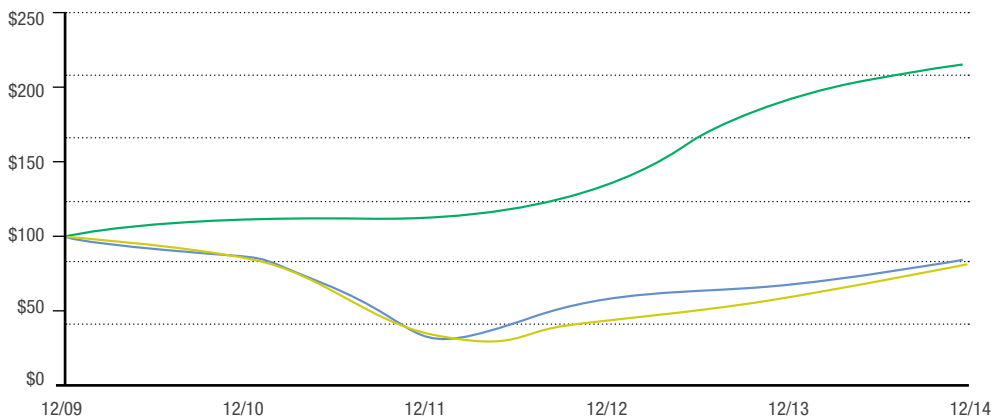
LHC Group's common stock is traded on the NASDAQ Global Select Market under the symbol "LHCG." At March 24, 2015, the company had a total of approximately _____ shareholders, including stockholders of record and approximately _____ persons or entities holding common stock in nominee name.

Performance Graph

The graph below matches the cumulative 5-Year total return of holders of LHC Group, Inc.'s common stock with the cumulative total returns of the NASDAQ Composite index and a customized peer group of four companies that includes: Almost Family Inc., Amedisys Inc., Gentiva Health Services Inc. and National Healthcare Corp., The graph assumes that the value of the investment in our common stock, in each index, and in the peer group (including reinvestment of dividends) was \$100 on 12/31/2009 and tracks it through 12/31/2014.

Performance Graph

Comparison of 5-Year Cumulative Total Return* Among LHC Group, Inc., The NASDAQ Composite Index and a Peer Group



| | 12/09 | 12/10 | 12/11 | 12/12 | 12/13 | 12/14 |
|------------------|-----------|-----------|-----------|-----------|-----------|-----------|
| LHC Group Inc. | \$ 100.00 | \$ 89.26 | \$ 38.17 | \$ 63.37 | \$ 71.53 | \$ 92.77 |
| NASDAQ Composite | \$ 100.00 | \$ 117.61 | \$ 118.70 | \$ 139.00 | \$ 196.83 | \$ 223.74 |
| Peer Group | \$ 100.00 | \$ 90.46 | \$ 41.34 | \$ 49.67 | \$ 63.00 | \$ 89.41 |

* \$100 invested on 12/31/09 in stock or in index, including reinvestment of dividends. Fiscal year ending December 31.

The stock price performance included in this graph is not necessarily indicative of future stock price performance.

Leadership

Executive Officers

Keith G. Myers

Chief Executive Officer

Donald D. Stelly

President, Chief Operating Officer

Dionne E. Viator

Executive Vice President,
Chief Financial Officer and Treasurer

Joshua L. Proffitt

Executive Vice President,
Acquisitions and Strategic Partnerships,
General Counsel

Directors

Keith G. Myers

Chairman

W. J. "Billy" Tauzin

Lead Independent Director
Compensation Committee
Nominating Committee

Dan S. Wilford

Chair — Nominating Committee
Audit Committee
Clinical Quality Committee

George A. Lewis

Chair — Audit Committee

John L. Indest

Secretary
Chair — Clinical Quality Committee

Ronald T. Nixon

Chair — Corporate Development Committee
Nominating Committee

Monica F. Azare

Chair — Compensation Committee
Clinical Quality Committee

John B. Breaux

Compensation Committee
Nominating Committee

Brent Turner

Audit Committee
Compensation Committee

Christopher S. Shackelton

Audit Committee
Corporate Development Committee

Kenneth E. Thorpe, PhD

Clinical Quality Committee
Corporate Development Committee



It's all about helping people.

**LHC Group, Inc.
420 West Pinhook Road
Lafayette, LA 70503
1.866.LHC.GROUP
LHCgroup.com**